Meesenburg
est. 1758

KATALOG INTERAKTIV
Art.-Nr. anklicken und zum Shop gelangen

opk® EUROPE

QUALITÄT Meesenburg SEIT 1758

Produktkatalog
Product catalog

SLIDING DOOR SYSTEM EXPERTS

2020

Impressum/*Imprint*
Der Nachdruck des Kataloges, auch auszugsweise, der Abdruck oder die Nachahmung der Abbildungen sowie die Nachahmung der Gestaltung ist verboten.

In diesem Katalog sind die technischen Darstellungen und Maßangaben, auch bei den Abbildungen und Zeichnungen, unverbindlich. Konstruktionsänderungen sind vorbehalten. Alle Maßangaben sind in mm, sofern nicht anders angegeben. Für Lieferungen gelten die AGB's die auf www.opk-europe.com eingesehen werden können.

The reprinting of the catalog even in extracts, the reprinting or imitation of the illustrations and the imitation of the design is prohibited.

In this catalog the technical representations and dimensions, also in the illustrations and drawings, are not binding. We reserve the right to make design changes. All dimensions are in mm, unless otherwise stated. For deliveries the general terms and conditions apply which can be viewed at www.opk-europe.com

Herausgeber: / *Editor:*

OPK Europe GmbH
Junghansstr. 16
D-72160 Horb am Neckar
Tel: +49 (0)7451 622 64 0
info@opk-europe.com
www.opk-europe.com

Juni/*June* 2020
© OPK Europe GmbH
Alle Rechte vorbehalten
All rights reserved
Gedruckt in Deutschland
Printed in Germany

Über uns/Informationen
About us/information

Die opk Geschichte
The opk history 01

Das opk Unternehmen
The opk company 02

Schiebetür Anwendungsarten
Types of applications for sliding doors 03

Die opk Produkte
The opk products

Möbel Systeme
Furniture systems

opk Miniroller 06
opk Speedboat 12
opk Submarine 9 20
opk Submarine S 24
opk Flagship 5 W 30
opk Sailing 2 36
opk Ocean 1 40

Raumtrenn Systeme
Room-dividing systems

opk Cruiser 5 W Deckenmontage / Ceiling Mounting 48
opk Cruiser 5 Profile Deckenmontage / Ceiling Mounting 53

Bau Systeme
Building systems

opk Spaceship W Deckenmontage / Ceiling Mounting 62
opk Spaceship W Minimal Deckenmontage / Ceiling Mounting 65
opk Spaceship G Deckenmontage / Ceiling Mounting 67
opk Spaceship W Minimal Pocket 70
opk Spaceship G Pocket 73
opk Spaceship W Wandmontage / Wall Mounting 76
opk Spaceship G Wandmontage / Wall Mounting 79
opk E-Space 84
opk Navigator W 2 90
opk Navigator W 3 93
opk Navigator W 4 95
opk Qualitätsmanagement / opk quality management 97
Artikelnummernverzeichnis / Item number directory 98
Tabelle zur Berechnung des Türgewichts / Door weight caculation table 100

Die opk Geschichte

The opk history

1993 - 1995

Inspirationszeit, Herr Xu fertigt die ersten Produkte im Bereich Schieben.

Inspiration time, Mr. Xu produces the first fittings for the sliding market.

1996

Die Firma wird in Chengdu, Provinz Sichuan gegründet.

The company is founded in Chengdu, Province Sichuan.

1997 - 1999

Das Unternehmen entwickelt sich: Das Vertriebsbüro wächst und die Anzahl der Mitarbeiter steigt auf 70.

The company is developing: The sales office is growing and the number of employees is increasing to 70.

2000

Neue Technologien und neue Produktionsprozesse erfordern mehr Platz. Das OPK-Werk in Xiaolan Town wird nach Zhongshan City verlegt, mehr Platz, mehr Möglichkeiten.

New technologies and new production processes require more space. OPK plant is relocated in Xiaolan Town, Zhongshan City, more space, more possibilities.

2001 - 2002

Eine neue Produktpalette wird hinzugefügt: Projekte für oben laufende Schiebetüren, unten laufende Schiebetüren für Garderoben und Schiebetürbeschläge für Möbel.

New Product range is added: top running silding door for projects, bottom running systems for wardrobe and sliding door fittings for furniture.

2003

Erstes nationales Patent für die Einstellmöglichkeit der oberen Laufwerke in Möbeln.

First national Patent for the adjustment options of the top running gears in furniture.

2004 - 2005

Einführung neuer Technologien in den Produktionsprozess: Spritzgussmaschinen und Stanzmaschinen.

Introduction of new technologies in the production process: injection moulding machines and punching machines.

2006

Entwicklung einer neuen Produktlinie: Beschläge für Türen mit Isolierglas und Faltschiebetüren. OPK wird zu einem wichtigen Player auf dem Markt für Schiebesysteme.

Development of new product line: Fittings for doors with insulating glass and folding sliding doors. OPK becomes an important player in the market for sliding systems.

2007

Die Marke OPK ist eingetragen und das Logo wird zum Markenzeichen für Schiebetürbeschläge mit Dämpfung.

OPK brand is registered and the logo becomes a trade-mark for sliding door fittings with soft closing devices.

2008

Offizieller Start der Marke OPK. Die Produktionsfläche beträgt jetzt mehr als 10.000 m².

Official launch of the OPK brand. Production area is now more than 10.000 sqm.

2009 - 2010

OPK wird ein erfahrener Experte für gedämpfte Schiebetürsysteme.

OPK becomes an experienced expert in soft closing sliding door systems.

2011 - 2013

Aufgrund des schnellen Wachstums des Markennamens und Umsatzes wird OPK einer der größten Hersteller von Schiebetürsystemen weltweit.

Due to the rapid growth of brand popularity and sales, OPK becomes one of the largest manufacturers of sliding doors systems worldwide.

2014 - 2016

Mit über 1200 Beschäftigten und mehr als 50.000 m² Betriebsfläche ist OPK eines der führenden Unternehmen für Schiebetürsysteme. OPK erhält u.a. die Auszeichnungen „High and new Technology Enterprise“ und „Vision Furniture First Rate Quality” und ist damit in der Entwicklung von Schiebetürsystemen wegweisend.

With over 1,200 employees and more than 50,000 sqm of operating space, OPK is one of the leading companies in sliding door systems. OPK receives the awards "High and new Technology Enterprise" and "Vision Furniture First Rate Quality", thus leading the way in the development of sliding door systems.

2017

OPK Europe ist in Deutschland angesiedelt, als erste Filiale außerhalb Asiens und hoffentlich als erste einer langen Serie.

OPK Europe is established in Germany, it is the first branch outside of Asia and hopefully the first of a long series.

2018 - 2019

OPK erreicht auf der Interzum in Köln mit 340 m² Standfläche den nächsten Meilenstein der Globalisierungsstrategie.

With its very successful appearance at the most important trade fair for the industry with 340 m² of stand space, OPK has reached the next milestone in its globalisation strategy.

Schiebetüren Anwendungsarten

Types of application for sliding doors

InSide

- **Türflügel laufen im Korpus**
  Doors run inside the cabinet

FoldSide

- **Türflügel werden wie eine Ziehharmonika zu einem Paket gefaltet**
  Doors are folded into a package like an accordion

MixSide

- **Türflügel laufen im Korpus und außerhalb des Korpus**
  Doors run inside and outside of the cabinet

Ceiling mounting

- **Deckenmontage**

OutSide

- **Türflügel laufen vor dem Korpus**
  Doors run in front of the cabinet

Wall mounting

- **Wandmontage**

In/MixSide

- **ein Türflügel läuft im, der andere läuft vor/ in dem Korpus**
  One door runs inside the cabinet, the other in front/ inside of the cabinet

Pocket door

- **Wandtaschenlösung**

In/OutSide

- **ein Türflügel läuft im, der andere läuft vor dem Korpus**
  One door runs inside the cabinet, the other in front of the cabinet

Room dividing

- **Raumtrennung**

Schiebetür Optionen
Sliding door options

- **Für 1 Türflügel**
  for 1 door
- **Für 2 Türflügel**
  for 2 doors
- **Für 3 Türflügel**
  for 3 doors
- **Für mehr als 3 Türflügel**
  for more than 3 doors
- **Türhöhe**
  Door height
- **Türbreite**
  Door width
- **Türstärke**
  Door thickness
- **Höhenverstellung**
  Height adjustment
- **Türgewicht**
  Door weight
- **Ohne Dämpfung**
  Without damping
- **Einseitige Dämpfung**
  One side damping
- **Zweiseitige Dämpfung**
  Both sides damping
- **Holz**
  Wood
- **Holz mit Griff**
  Wood with handle
- **Aluminiumrahmen für Holz**
  Aluminium frame for wood
- **Glas**
  Glass
- **Glas mit horizontalem Rahmenprofil**
  Glass with horizontal frame
- **Aluminiumrahmen für Glas**
  Aluminium frame for glass
- **Empfehlung Glass ESG**
  ESG Glass recommended
- **Handy App**
  App
- **Magnetisch**
  Magnetic
- **Fernbedienung**
  Remote control
- **Hygieneschalter**
  Hygienic push button
- **Berührungssteuerung**
  By touch
- **Elektrisch**
  Electrical
- **TÜV**
  TUV
- **SGS**
  SGS

Möbel Systeme
Furniture Systems

Inhaltsverzeichnis
Content

opk Miniroller	06-11
opk Speedboat	12-19
opk Submarine 9	20-23
opk Submarine S	24-29
opk Flagship 5 W	30-35
opk Sailing 2	36-39
opk Ocean 1	40-45

opk MINIROLLER

max. 1200mm

max. 1200mm

G 5mm

opk Miniroller

Technische Zeichnung
Technical drawing

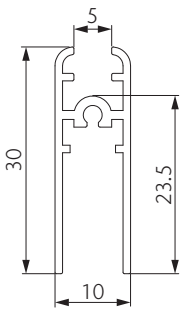

Horizontales Rahmenprofil
Horizontal frame
F

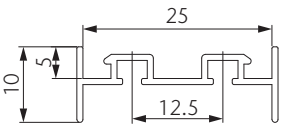

Führungsschiene, doppelt
Guiding track double
I

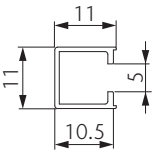

Vertikales Rahmenprofil
Vertical frame
G

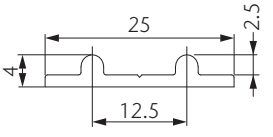

Laufschiene, doppelt
Running track double
J

Klammer
Clasp for track

Türe mit vertikalem Rahmen
Door with vertical frame

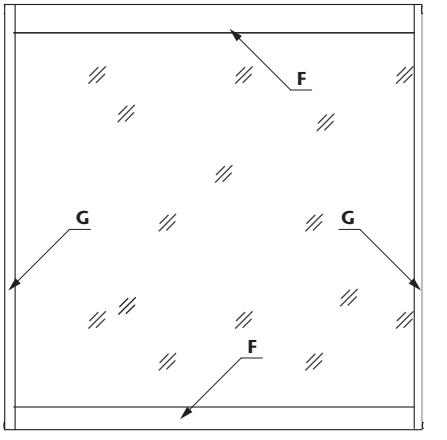

Glas 5mm
Glass 5mm

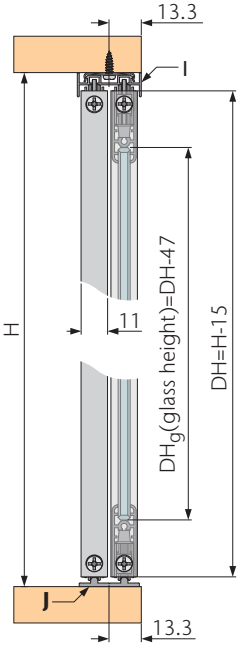

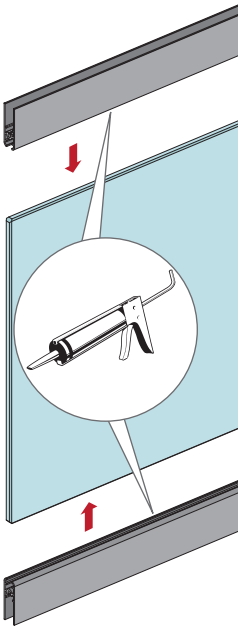

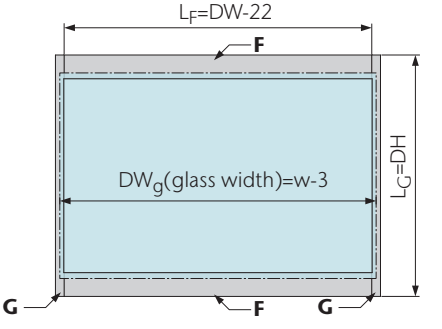

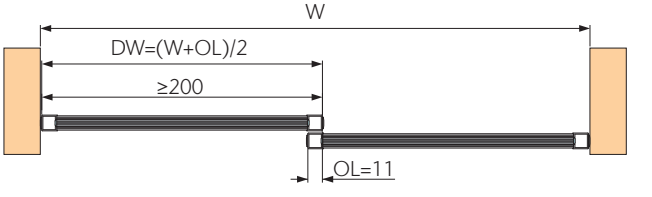

opk Miniroller

Door with vertical frame

		kg			Art.-Nr./*No.*
	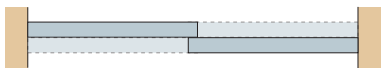	≤15	200~1200	≤1200	01-161-300-001

Konfiguration für 1 Tür

Configuration for 1 door

Führung *Guiding part*		2
Laufwerk *Running part*		2
Stopper *Stopper*		2
Rahmenverbindung *Frame connection*		4
Abdeckkappe *Cover cap*		4
Klammer *Clasp for track*		4 pcs/m

opk Miniroller

Technische Zeichnung
Technical drawing

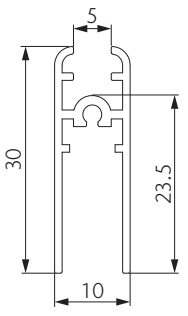

Horizontales Rahmenprofil
Horizontal frame
F

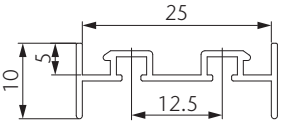

Führungsschiene, doppelt
Guiding track double
I

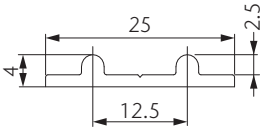

Laufschiene, doppelt
Running track double
J

Klammer
Clasp for track

Türe ohne vertikalen Rahmen
Door without vertical frame

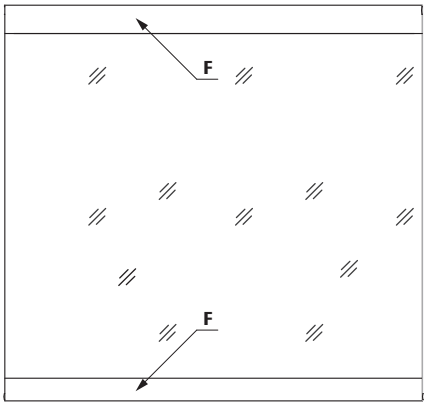

Glas 5mm
Glass 5mm

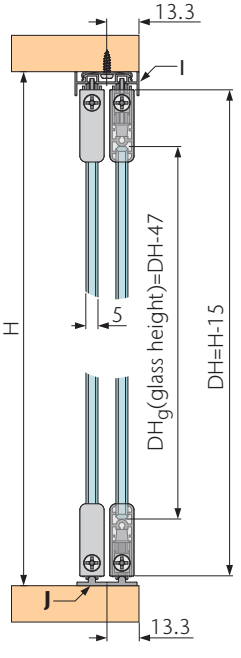

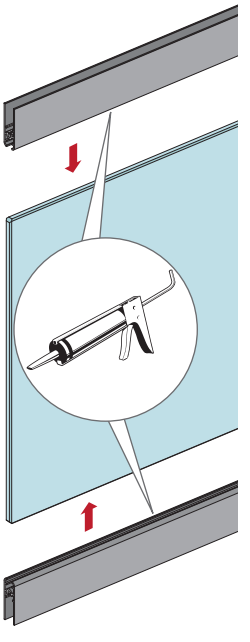

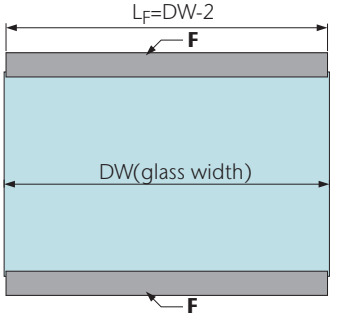

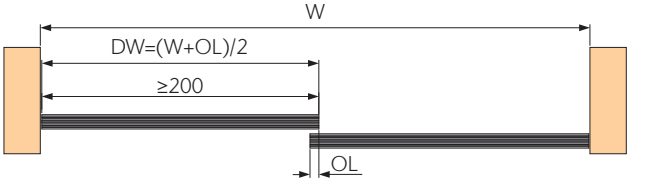

opk Miniroller

Door without vertical frame

		kg			Art.-Nr./*No.*
	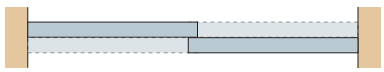	≤15	200~1200	≤1200	01-161-000-001

Konfiguration für 1 Tür

Configuration for 1 door

Führung *Guiding part*		2
Laufwerk *Running part*		2
Stopper *Stopper*		2
Rahmenverbindung *Frame connection*		4
Endkappe *End cap*		4
Abdeckkappe *Cover cap*		4
Klammer *Clasp for track*		4 pcs/m

opk Miniroller

Schienen, Zubehör
Tracks, Accessories

Produktbeschreibung *Description*		**Material** *Material*	**Farbe** *Finish*	**Länge** *Length (mm)*	**Art.-Nr./*No.***
Führungsschiene, doppelt *Guiding track double*	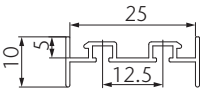	**Aluminium eloxiert** *Anodized aluminium*	**Silber** Silver	2500	01-167-250-225
Laufschiene, doppelt *Running track double*	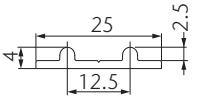	**Aluminium eloxiert** *Anodized aluminium*	**Silber** Silver	2500	01-166-250-225
Horizontales Rahmenprofil *Horizontal frame*	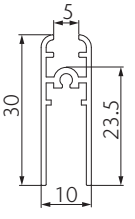	**Aluminium eloxiert** *Anodized aluminium*	**Silber** Silver	2500	01-168-750-025
Vertikales Rahmenprofil *Vertical frame*	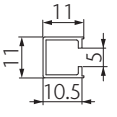	**Aluminium eloxiert** *Anodized aluminium*	**Silber** Silver	2500	01-168-850-025

opk SPEEDBOAT

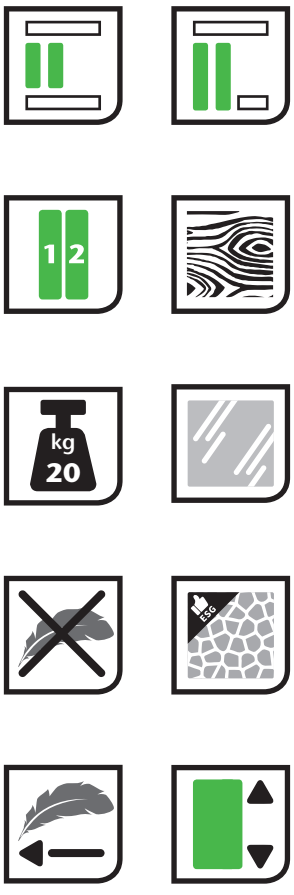

opk Speedboat W InSide

Technische Zeichnung
Technical drawing

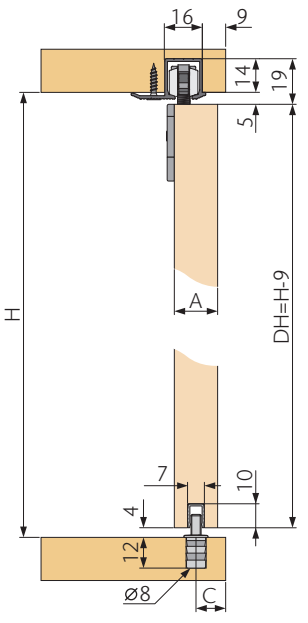

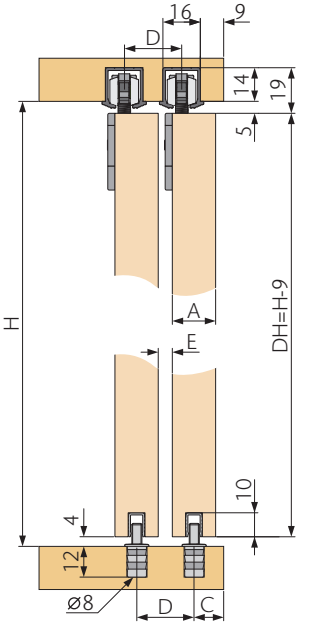

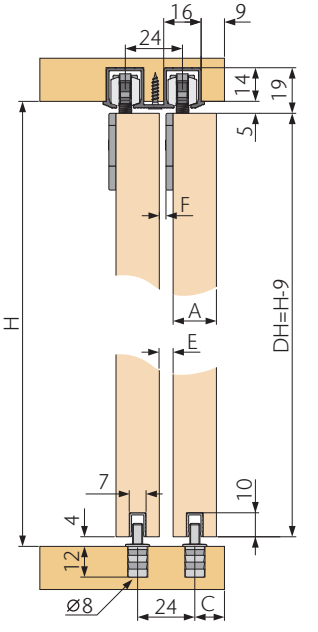

	A (16mm)	A (18mm)	A (19mm)
C	13mm	12mm	11.5mm

	A (16mm)	A (18mm)	A (19mm)
C	13mm	12mm	11.5mm
D	22mm	24mm	25mm
E	6mm	6mm	6mm

	A (16mm)	A (18mm)	A (19mm)
C	13mm	12mm	11.5mm
E	8mm	6mm	5mm
F	5mm	3mm	2mm

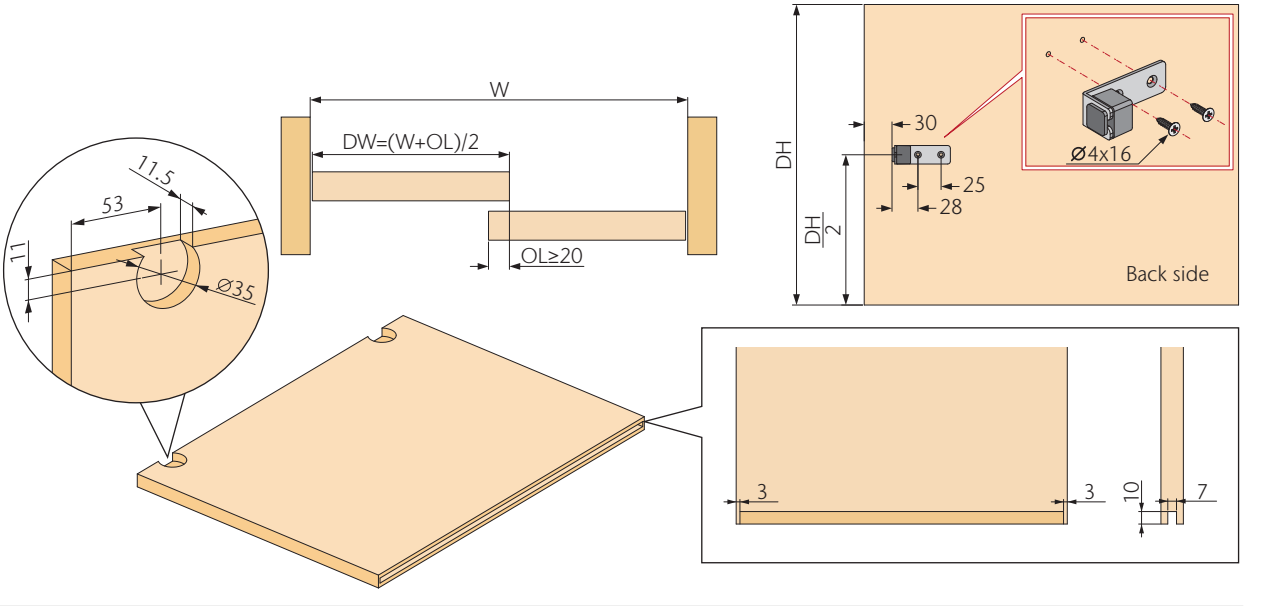

opk Speedboat W InSide

		kg			Art.-Nr./*No.*
		≤20	350~1000	≤1400	01-011-101-001
		≤20	350~1000	≤1400	01-011-102-001
	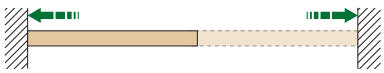	≤20	560~1000	≤1400	01-011-103-001

Konfiguration für 1 Tür

Configuration for 1 door

Laufwerk mit Dämpfer Holz *Running part with damping wood*		0	1	2
Aktivator *Activator*		0	1	2
Laufwerk *Running part*		2	1	0
Stopper *Stopper*		2	1	0
Gehäuse Holz *Housing wood*		2	2	2
Führung Holz *Guiding part wood*		1	1	1
ST4.2x16 Senkkopfschraube mit Kreuzschlitz *ST4.2×16 Cross recess countersunk head self-drilling screw*		4	4	4
sw 2.5mm Innensechskant *sw 2.5mm hex key*		1	1	1

opk Speedboat W MixSide

Technische Zeichnung
Technical drawing

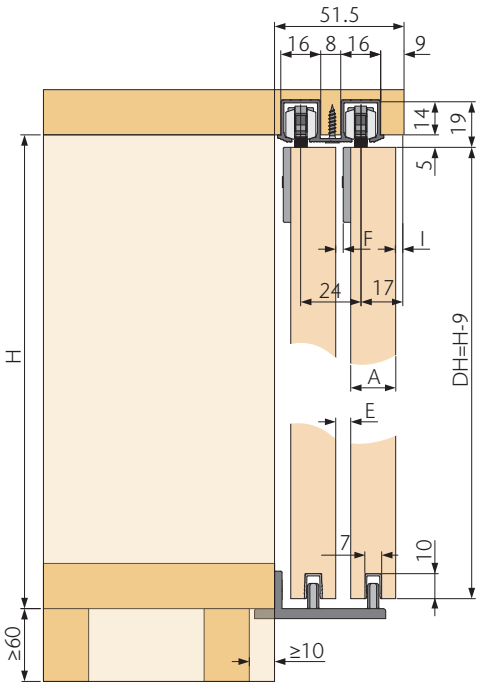

	A (16mm)	A (18mm)	A (19mm)
E	8mm	6mm	5mm
F	5mm	3mm	2mm
I	5mm	3mm	2mm

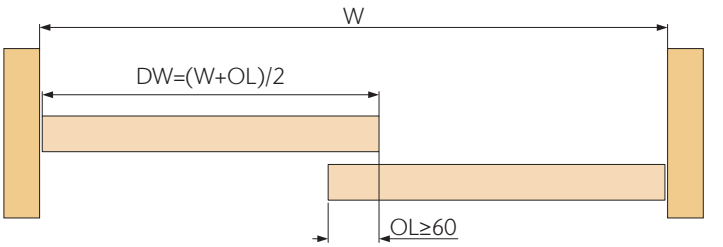

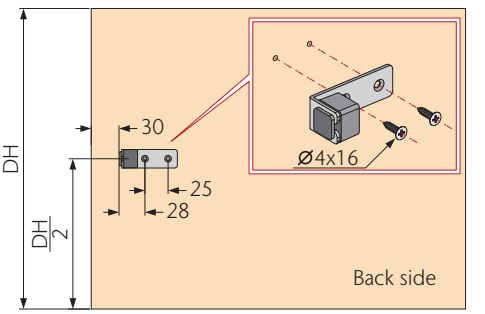

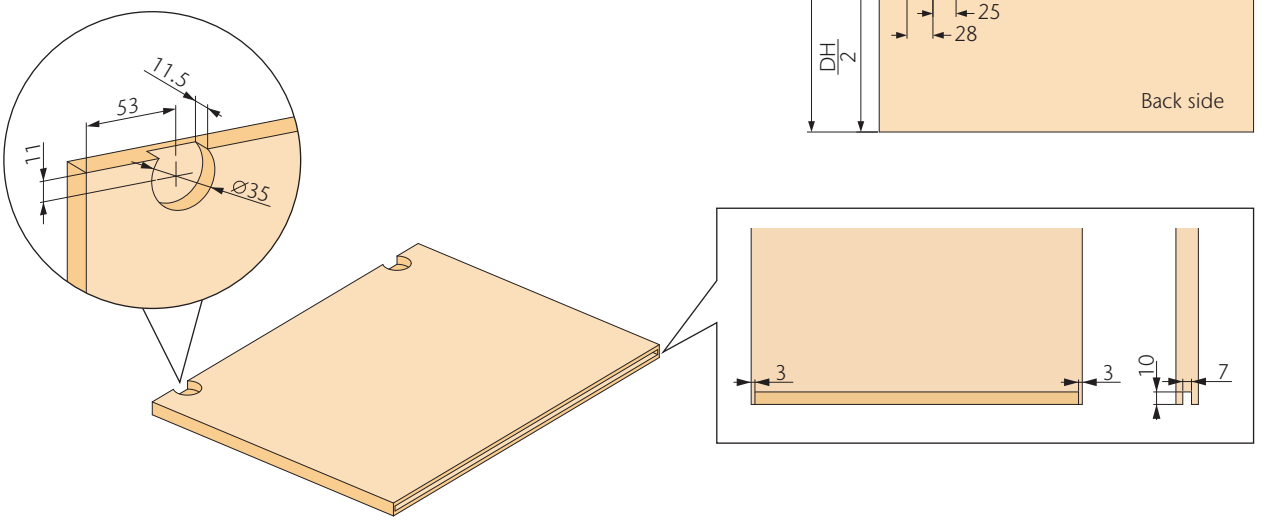

opk Speedboat W MixSide

		kg			Art.-Nr./*No.*
	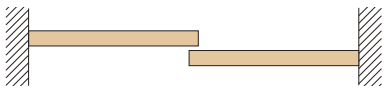	≤20	350~1000	≤1400	2x 01-011-101-001
	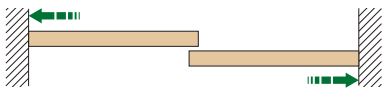	≤20	350~1000	≤1400	2x 01-011-102-001
	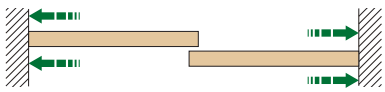	≤20	560~1000	≤1400	2x 01-011-103-001

Konfiguration für 2 Türen

Configuration for 2 doors

Art.-Nr./*No.*		01-011-101-001 (x2)	01-011-102-001 (x2)	01-011-103-001 (x2)
Laufwerk mit Dämpfer Holz *Running part with damping wood*		0	2	4
Aktivator *Activator*		0	2	4
Laufwerk *Running part*		4	2	0
Stopper *Stopper*		4	2	0
Gehäuse Holz *Housing wood*		4	4	4
ST4.2x16 Senkkopfschraube mit Kreuzschlitz *ST4.2×16 Cross recess countersunk head self-drilling screw*		8	8	8
sw 2.5mm Innensechskant *sw 2.5mm hex key*		2	2	2
Führung Holz *Guiding part wood*		**Wird ersetzt durch Führung MixSide Holz** Replaced by guiding part mixside wood		

Zubehör für 2 Türen

Accessory parts for 2 doors

Art.-Nr./*No.*		01-013-100-400		
Führung MixSide Holz *Guiding part MixSide wood*		1	1	1
ST4.2x16 Senkkopfschraube mit Kreuzschlitz *ST4.2×16 Cross recess countersunk head self-drilling screw*		2	2	2

opk Speedboat G InSide

Technische Zeichnung
Technical drawing

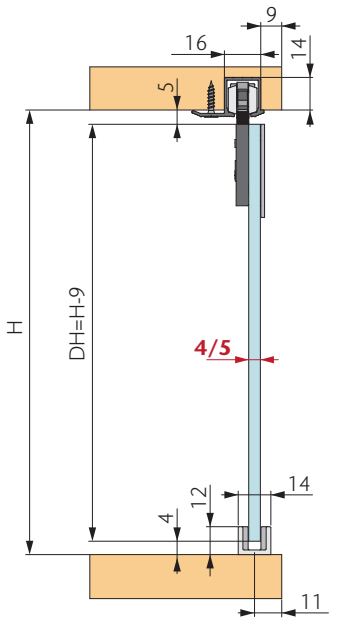

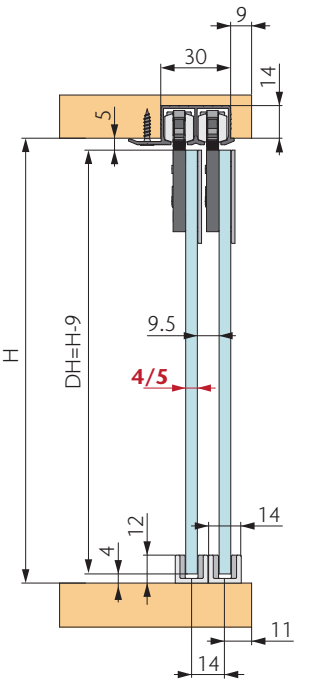

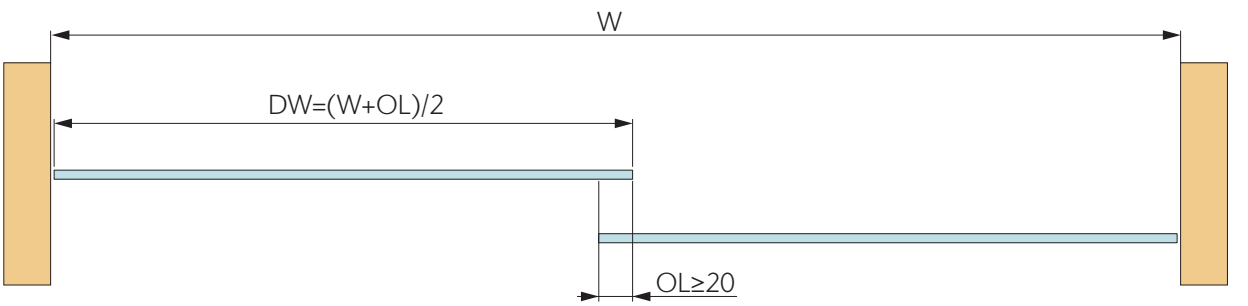

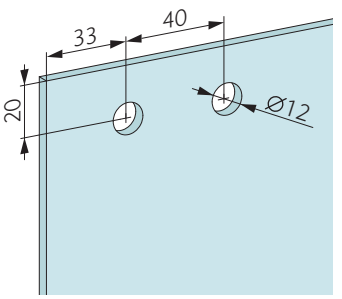

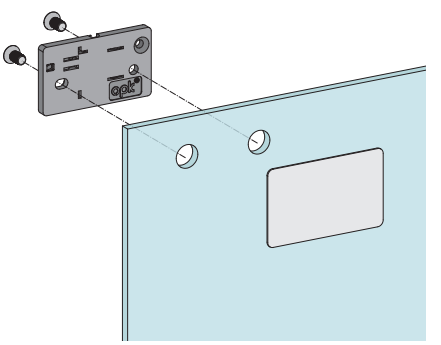

Einseitige Dämpfung
One side damping

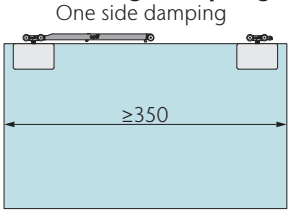

Beidseitige Dämpfung
Both sides damping

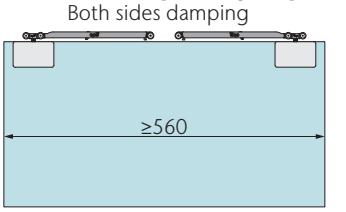

opk Speedboat G InSide

		kg			Art.-Nr./*No.*
		≤20	350~1000	≤1400	01-011-202-001
		≤20	560~1000	≤1400	01-011-203-001

Konfiguration für 1 Tür

Configuration for 1 door

Laufwerk mit Dämpfer Glas *Running part with damping glass*		1	2
Aktivator *Activator*		1	2
Laufwerk *Running part*		1	0
Stopper *Stopper*		1	0
Gehäuse Glas *Housing glass*		2	2
Führung Glas *Guiding part glass*		1	1
ST3x8 Senkkopfschraube mit Kreuzschlitz *ST3×8 Cross recess countersunk head self-drilling screw*		2	2
sw 2.5mm Innensechskant *sw 2.5mm hex key*		1	1

opk Speedboat W/G

Schienen, Zubehör
Tracks, Accessories

Produktbeschreibung *Description*		**Material** *Material*	**Farbe** *Finish*	**Länge** *Length (mm)*	**Art.-Nr./*No.***
Laufschiene *Running track*	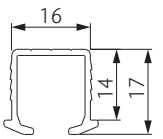	**Aluminium eloxiert** *Anodized aluminium*	**Silber** Silver	2500	01-016-250-125
				3500	01-016-250-135
				5800	01-016-250-158
Laufschiene *Running track*	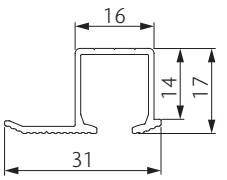	**Aluminium eloxiert** *Anodized aluminium*	**Silber** Silver	2500	01-016-250-425
				3500	01-016-250-435
				5800	01-016-250-458
Laufschiene, doppelt *Running track double*	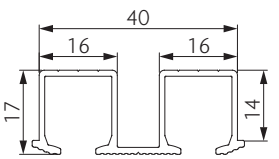	**Aluminium eloxiert** *Anodized aluminium*	**Silber** Silver	2500	01-016-250-225
				3500	01-016-250-235
				5800	01-016-250-258
Führungsschiene *Guiding track*	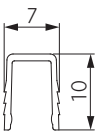	**Aluminium eloxiert** *Anodized aluminium*	**Silber** Silver	2500	01-017-250-125
				3500	01-017-250-135
				5800	01-017-250-158
Laufschiene, doppelt *Running track double*	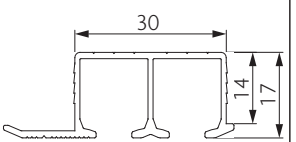	**Aluminium eloxiert** *Anodized aluminium*	**Silber** Silver	2500	01-016-299-225
				3500	01-016-299-235
				5800	01-016-299-258
Türmitnehmer *Door follower*		**Für zwei Türen** *For two doors*	**Titan** Titan	pc	01-104-908-000

opk SUBMARINE 9 W InSide

max. 2400mm

max. 1500mm

W ≥16mm

opk Submarine 9 W InSide

Technische Zeichnung

Technical drawing

Keine Dämpfung
No damping

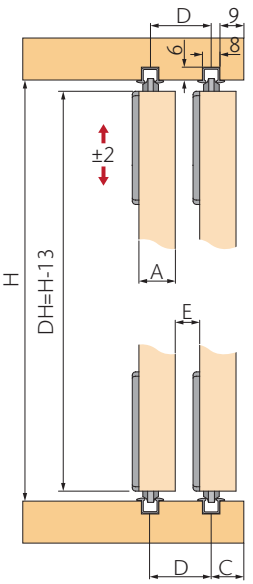

Beidseitige Dämpfung
Both sides damping

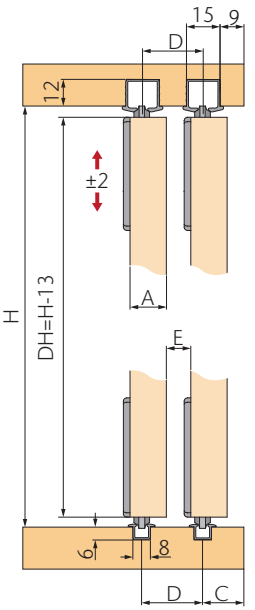

Beidseitige Dämpfung
Both sides damping

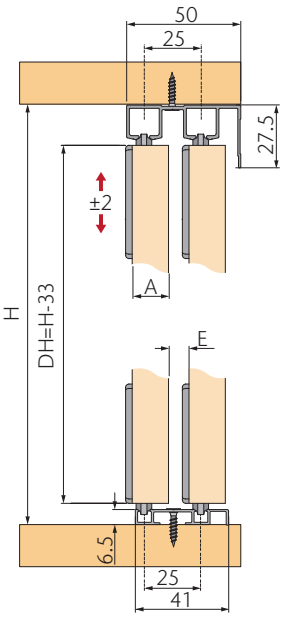

Beidseitige Dämpfung
Both sides damping

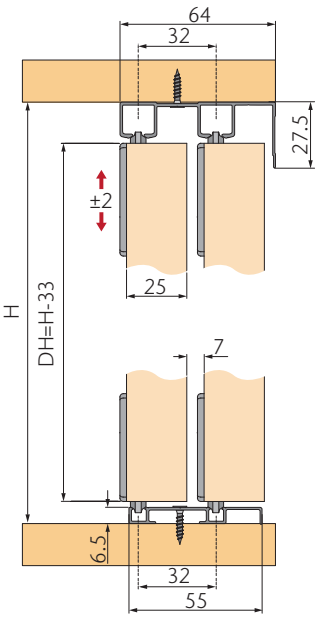

	A (16mm)	A (18mm)	A (19mm)
C	13mm	13mm	13mm
D	22mm	24mm	25mm
E	6mm	6mm	6mm

	A (16mm)	A (18mm)	A (19mm)
C	16.5mm	16.5mm	16.5mm
D	22mm	24mm	25mm
E	6mm	6mm	6mm

	A (16mm)	A (18mm)	A (19mm)
E	9mm	7mm	6mm

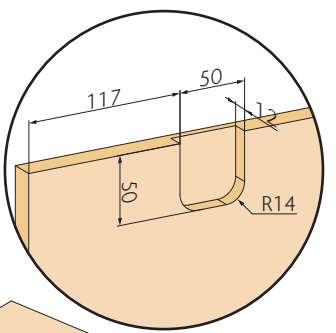

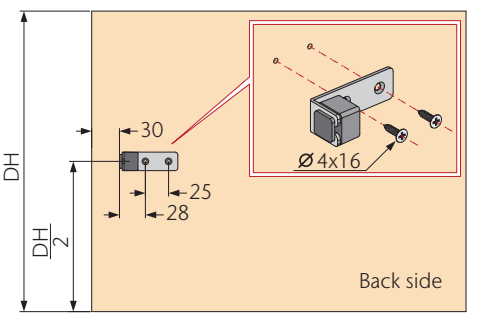

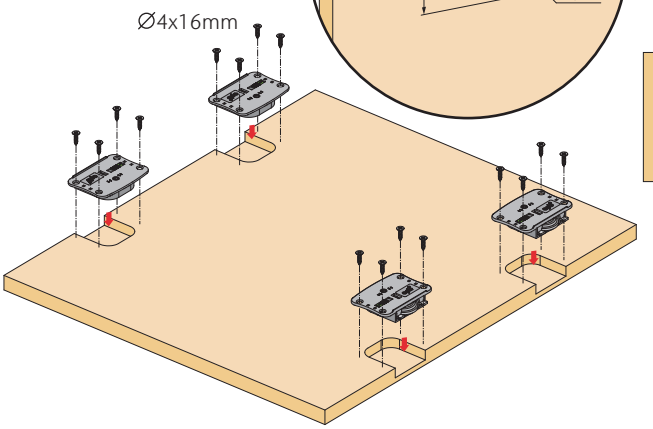

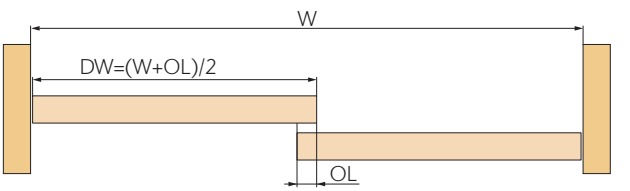

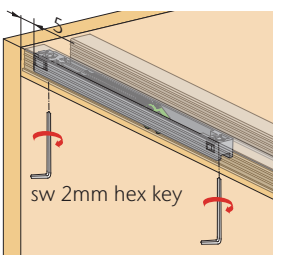

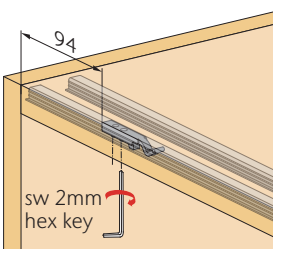

opk Submarine 9 W InSide

		kg			Art.-Nr./*No.*
	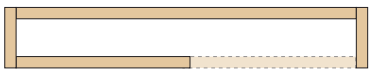	≤30	300~ 1500	≤2400	01-491-101-100
	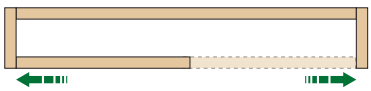	≤15	500~ 1500	≤2400	01-491-102-115
		≤30			01-491-102-130

Konfiguration für 1 Tür

Configuration for 1 door

Laufwerk/Führung *Running/Guiding part*		4	4
Dämpfer *Damper*		0	2
Stopper *Stopper*		2	0
ST4.2x16 Senkkopfschraube mit Kreuzschlitz *ST4.2×16 Cross recess countersunk head self-drilling screw*		16	16
sw 2mm Innensechskant *sw 2mm hex key*		1	1

opk Submarine 9 W InSide

Schienen, Zubehör
Tracks, Accessories

Produktbeschreibung *Description*			Material *Material*	Farbe *Finish*	Länge *Length (mm)*	Art.-Nr./*No.*
For variable door thickness	**Führungsschiene** *Guiding track*	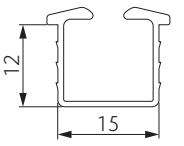	**Aluminium eloxiert** *Anodized aluminium*	**Silber** Silver	2500	01-497-250-125
					3500	01-497-250-135
	Laufschiene *Running track*	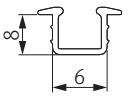	**Aluminium eloxiert** *Anodized aluminium*	**Silber** Silver	2500	01-496-250-125
					3500	01-496-250-135
For 16-19mm door thickness	**Führungsschiene, doppelt** *Guiding track double*	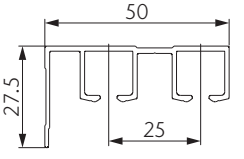	**Aluminium eloxiert** *Anodized aluminium*	**Silber** Silver	2500	01-497-250-425
					3500	01-497-250-435
	Laufschiene, doppelt *Running track double*	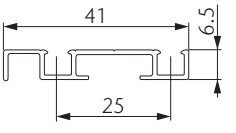	**Aluminium eloxiert** *Anodized aluminium*	**Silber** Silver	2500	01-496-250-425
					3500	01-496-250-435
For 25mm door thickness	**Führungsschiene, doppelt** *Guiding track double*	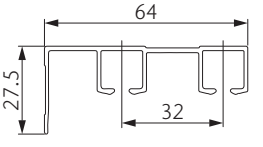	**Aluminium eloxiert** *Anodized aluminium*	**Silber** Silver	2500	01-497-250-525
					3500	01-497-250-535
	Laufschiene, doppelt *Running track double*	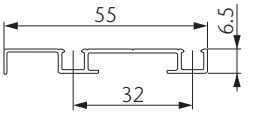	**Aluminium eloxiert** *Anodized aluminium*	**Silber** Silver	2500	01-496-250-525
					3500	01-496-250-535
Türmitnehmer *Door follower*			**Für zwei Türen** *For two doors*	**Titan** Titan	pc	01-104-908-000

opk SUBMARINE S

max. 1200mm

max. 1500mm

15-30mm

opk Submarine S

Technische Zeichnung
Technical drawing

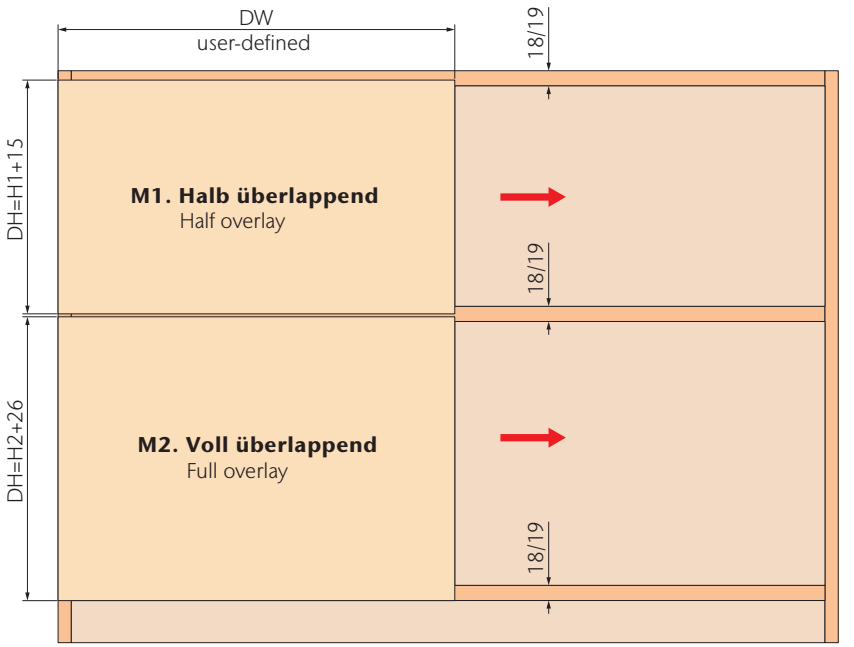

Regalboden 18/19mm
Cabinet Panel 18/19mm

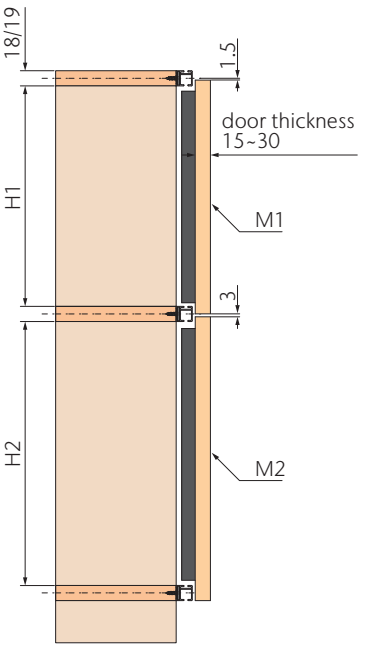

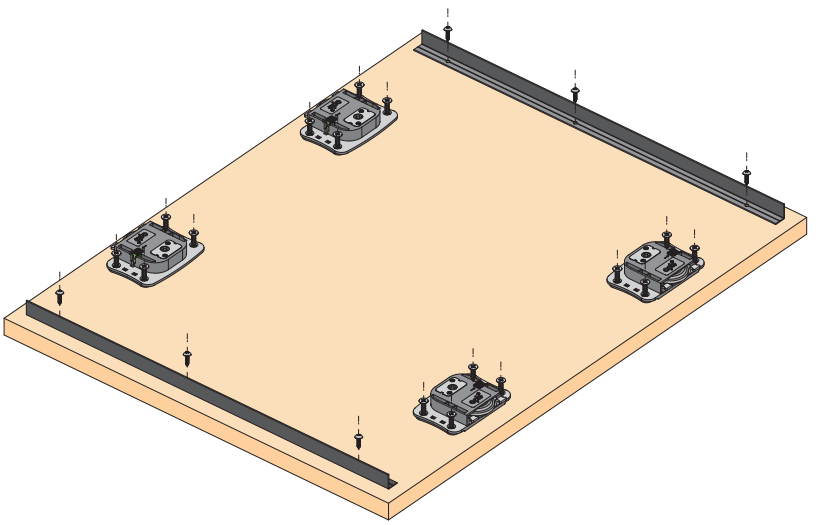

M1. Halb überlappend
Half overlay

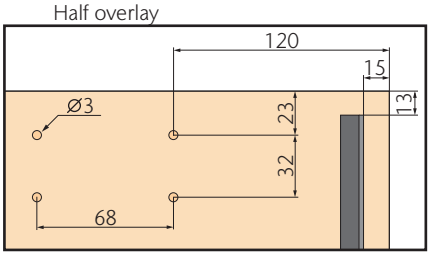

M2. Voll überlappend
Full overlay

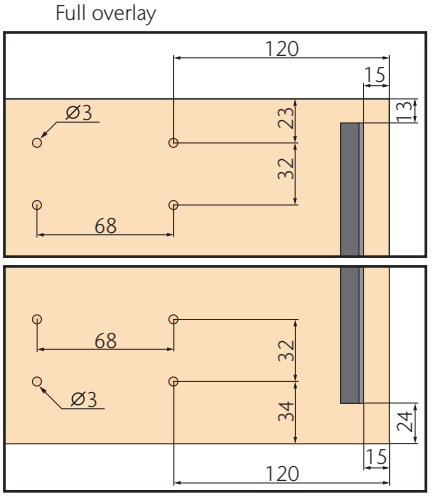

opk Submarine S

18/19mm Regalboden
18/19mm Cabinet Panel

		kg			Art.-Nr./*No.*
		≤15	500~1500	≤1200	01-451-002-400
		≤30			01-451-002-430

Konfiguration für 1 Tür
Configuration for 1 door

Laufwerk/Führung *Running/Guiding part*		4
Dämpfer *Damper*		2
Distanzhalter *Distance holder*		8
Stopper 18mm *Stopper 18mm*		4
Schienenbefestigungsplatte 18mm *Track connection 18mm*		16
Schienenabdeckungskappe 18mm *Track plug 18mm*		4
Bohrmuster 18mm *Drilling pattern 18mm*		1
ST4.2x16 Senkkopfschraube mit Kreuzschlitz *ST4.2×16 Cross recess countersunk head self-drilling screw*		64
sw 2mm Innensechskant *sw 2mm hex key*		1

opk Submarine S

Technische Zeichnung
Technical drawing

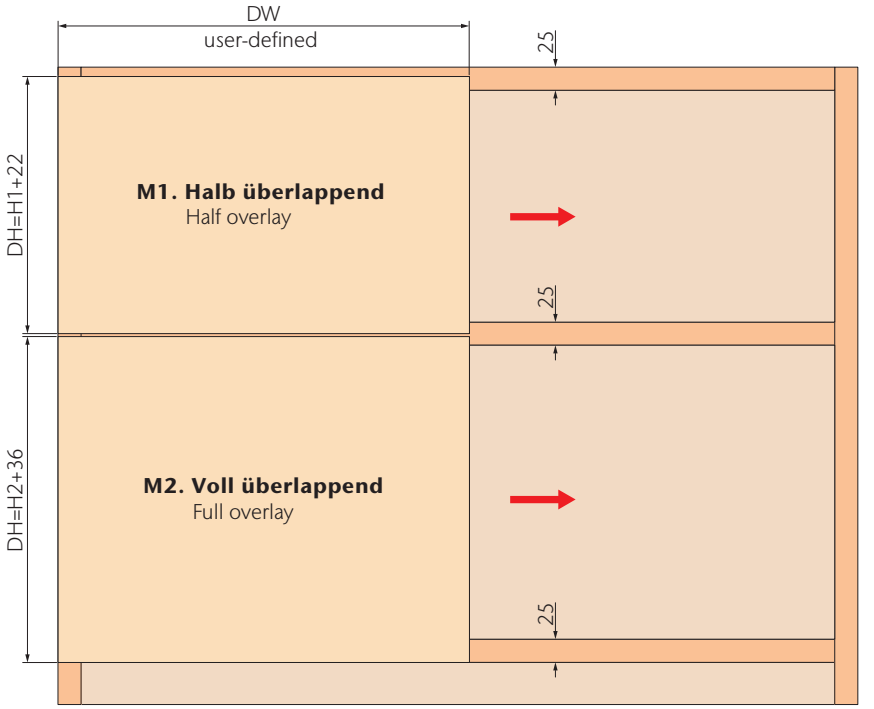

Regalboden 25mm
Cabinet Panel 25mm

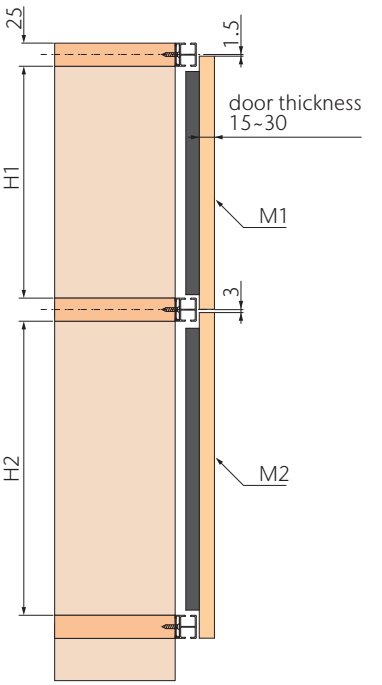

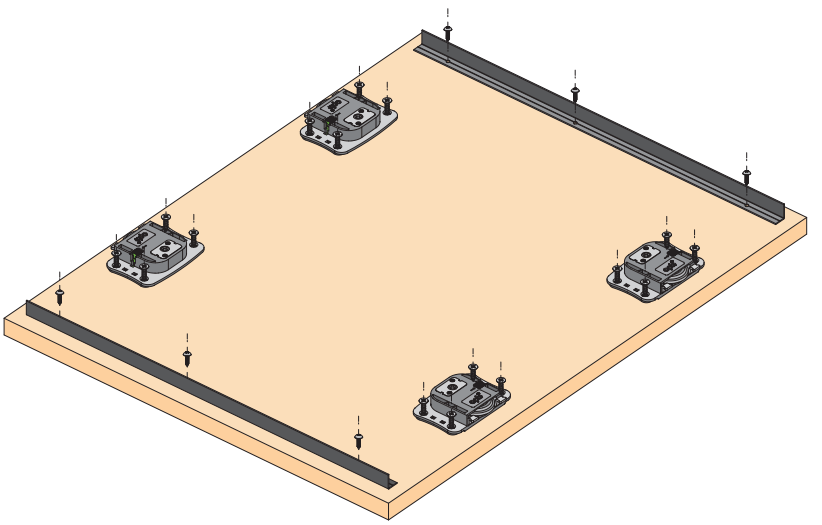

M1. Halb überlappend
Half overlay

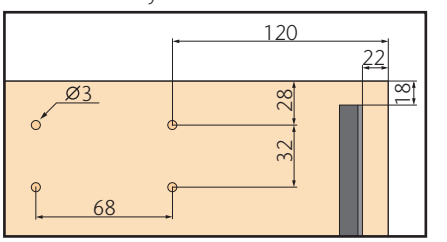

M2. Voll überlappend
Full overlay

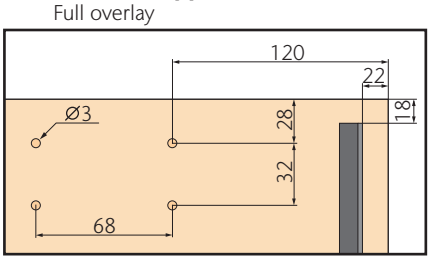

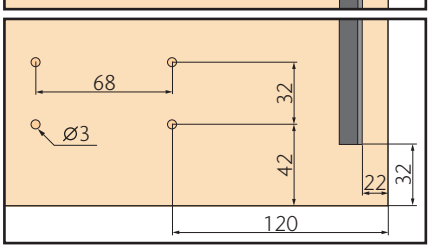

opk Submarine S

25mm Regalboden
25mm Cabinet Panel

		kg			Art.-Nr./*No.*
		≤15	500~1500	≤1200	01-451-002-500
		≤30			01-451-002-530

Konfiguration für 1 Tür
Configuration for 1 door

Laufwerk/Führung *Running/Guiding part*		4
Dämpfer *Damper*		2
Distanzhalter *Distance holder*		8
Stopper 25mm *Stopper 25mm*		4
Schienenbefestigungsplatte 25mm *Track connection 25mm*		16
Schienenabdeckungskappe 25mm *Track plug 25mm*		4
Bohrmuster 25mm *Drilling pattern 25mm*		1
ST4.2x16 Senkkopfschraube mit Kreuzschlitz *ST4.2×16 Cross recess countersunk head self-drilling screw*		64
sw 2mm Innensechskant *sw 2mm hex key*		1

opk Submarine S

Schienen, Zubehör
Tracks, Accessories

Produktbeschreibung *Description*		**Material** *Material*	**Farbe** *Finish*	**Länge** *Length (mm)*	**Art.-Nr./*No.***
Laufschiene 18/19mm Regalboden *Running track 18/19mm Cabinet Panel*	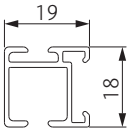	**Aluminium eloxiert** *Anodized aluminium*	**Silber** Silver	2500	01-456-250-425
				3500	01-456-250-435
				5800	01-456-250-458
Laufschiene 25mm Regalboden *Running track 25mm Cabinet Panel*	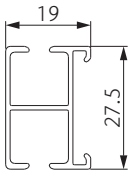	**Aluminium eloxiert** *Anodized aluminium*	**Silber** Silver	2500	01-456-250-525
				3500	01-456-250-535
				5800	01-456-250-558
Blende *Decorative profile*	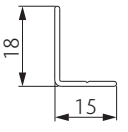	**Aluminium eloxiert** *Anodized aluminium*	**Silber** Silver	2500	01-458-250-025

opk FLAGSHIP 5 W

max. 2600mm

max. 1500mm

W ≥16mm

opk Flagship 5 W

Technische Zeichnung
Technical drawing

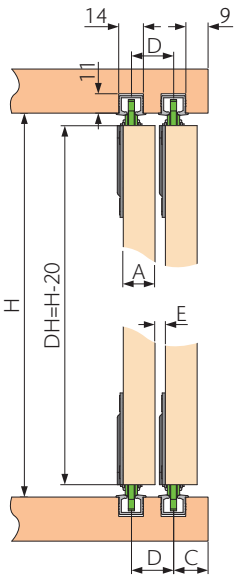

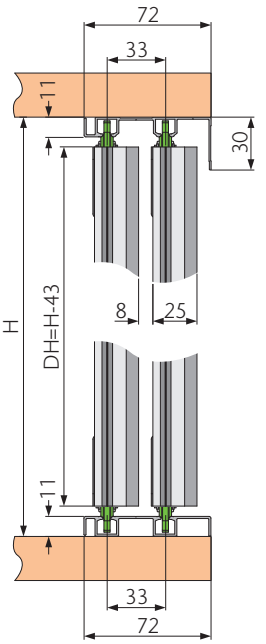

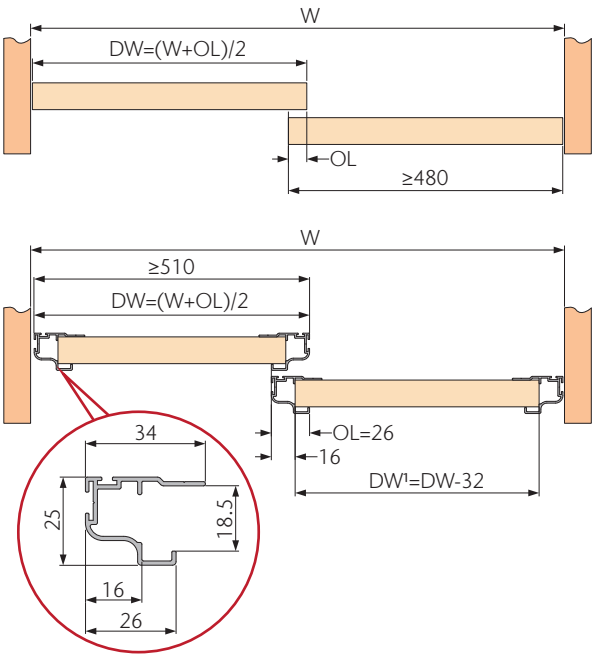

	A (16mm)	A (18mm)	A (19mm)
C	16mm	16mm	16mm
D	22mm	24mm	25mm
E	6mm	6mm	6mm

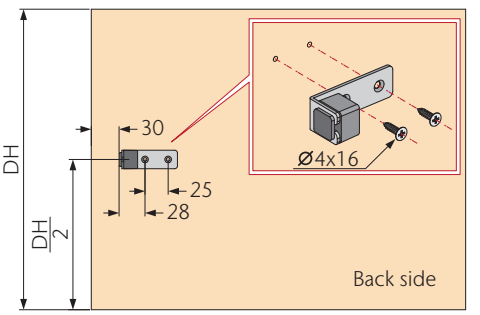

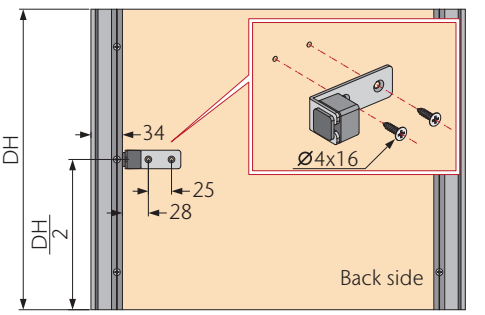

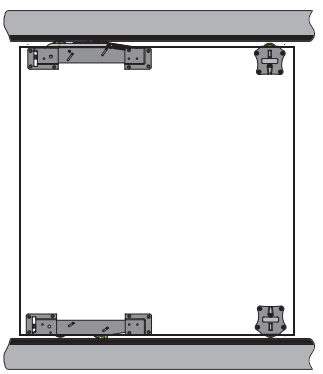

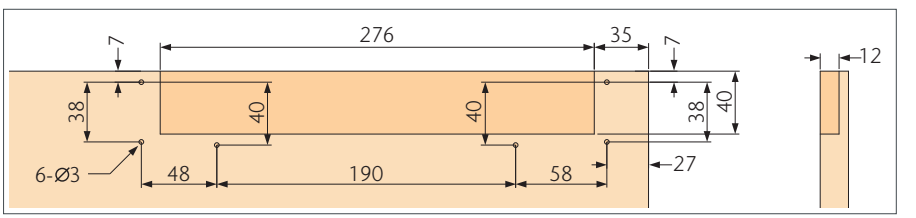

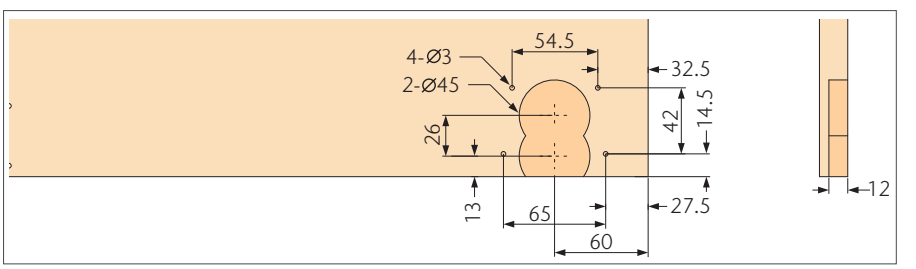

opk Flagship 5 W

		kg			Art.-Nr./*No.*
	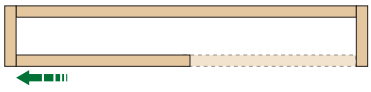	≤45	480~1500	≤2600	01-751-102-130

Konfiguration für 1 Tür
Configuration for 1 door

Oberes Laufwerk mit Dämpfer (Links) *Top running part with damper (left)*		1
Unteres Laufwerk mit Dämpfer (Links) *Bottom running part with damper (left)*		1
Führung *Guiding part*		1
Laufwerk *Running part*		1
Stopper *Stopper*		1
Flachkopfschraube GB/ST4.2x16 *Panhead screw GB/ST4.2x16*		20

opk Flagship 5 W

Technische Zeichnung
Technical drawing

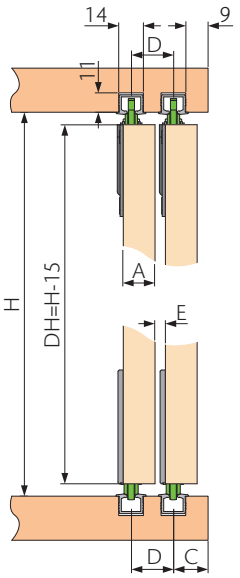

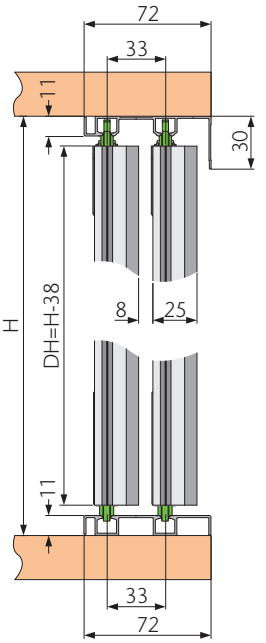

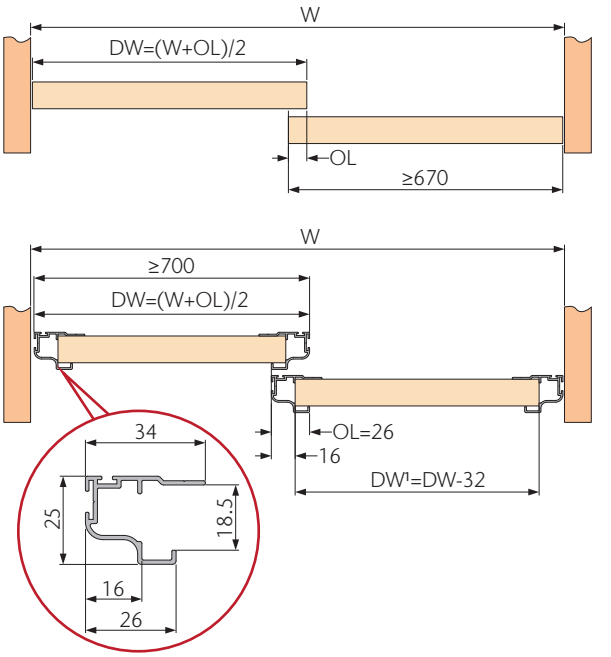

	A (16mm)	A (18mm)	A (19mm)
C	16mm	16mm	16mm
D	22mm	24mm	25mm
E	6mm	6mm	6mm

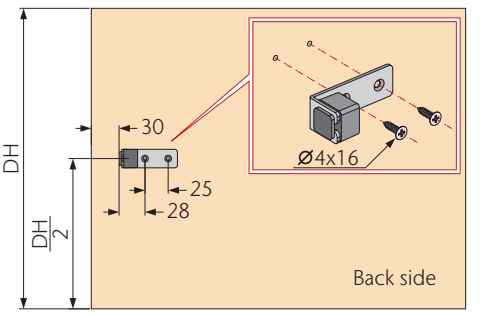

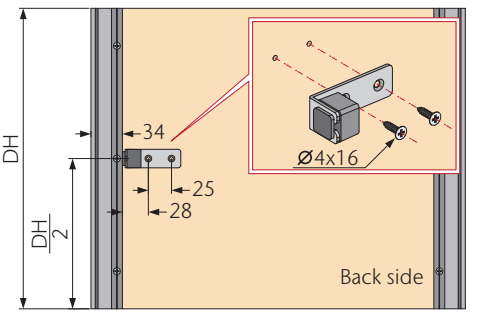

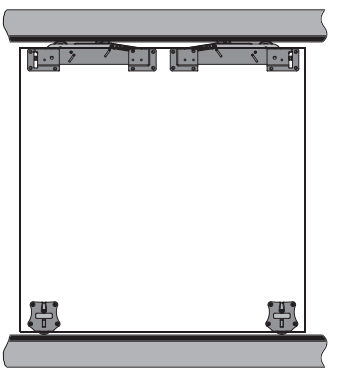

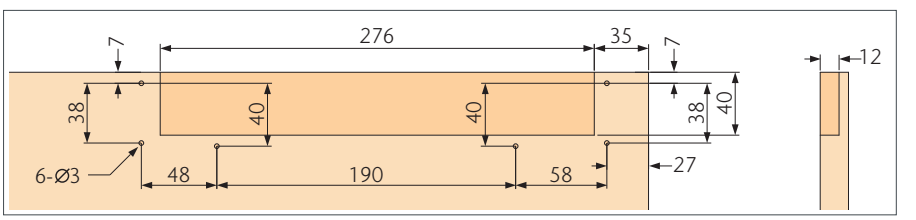

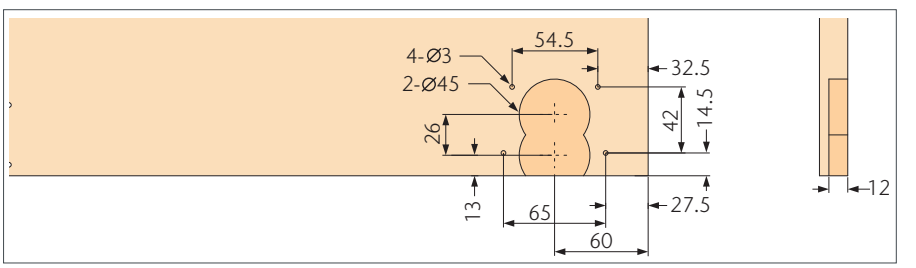

opk Flagship 5 W

		kg			Art.-Nr./*No.*
	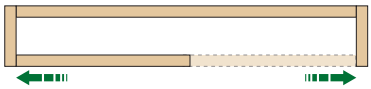	≤45	670~1500	≤2600	01-751-103-150

Konfiguration für 1 Tür
Configuration for 1 door

Oberes Laufwerk mit Dämpfer *Top running part with damper*		1 pair
Laufwerk *Running part*		2
Stopper *Stopper*		2
Flachkopfschraube GB/ST4.2x16 *Panhead screw GB/ST4.2x16*		20

opk Flagship 5 W

Schienen, Zubehör
Tracks, Accessories

Produktbeschreibung *Description*		**Material** *Material*	**Farbe** *Finish*	**Länge** *Length (mm)*	**Art.-Nr./*No.***
Laufschiene & Führungsschiene *Running & Guiding track*	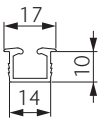	**Aluminium eloxiert** *Anodized aluminium*	**Silber** Silver	2500	01-756-250-125
				3500	01-756-250-135
Führungsschiene, doppelt *Guiding track double*	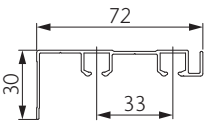	**Aluminium eloxiert** *Anodized aluminium*	**Silber** Silver	2500	01-757-250-225
Laufschiene, doppelt *Running track double*	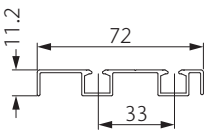	**Aluminium eloxiert** *Anodized aluminium*	**Silber** Silver	2500	01-756-250-225
Vertikales Rahmenprofil *Vertical frame*	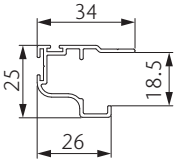	**Aluminium eloxiert** *Anodized aluminium*	**Silber** Silver	2500	01-758-850-425
				3500	01-758-850-435
10x7mm Dichtungsbürste *10x7mm, grey, weatherstrip*		**Kunststoff** *Plastic*	**Grau** Grey	m	01-758-804-400
Türmitnehmer *Door follower*		**Für zwei Türen** *For two doors*	**Titan** Titan	pc	01-104-908-000

opk SAILING 2

max. 2400mm

300~400mm

≥16mm

opk Sailing 2

Technische Zeichnung

Technical drawing

Montage außen / Outer top mounting

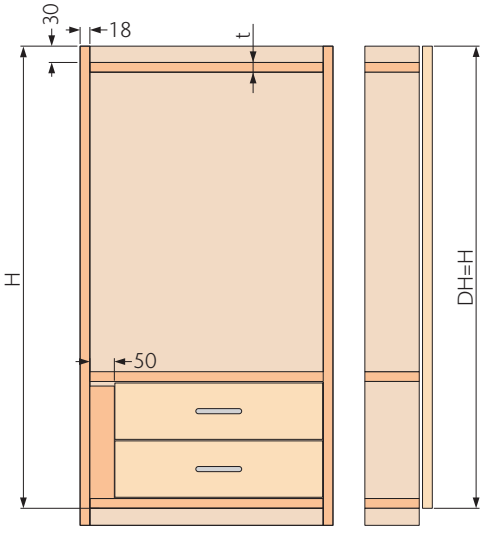

Montage innen / Inner ceiling mounting

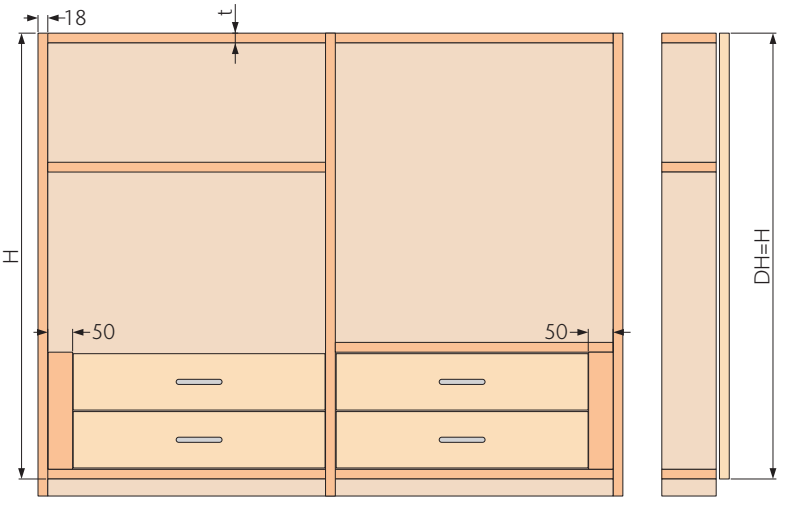

2 Türen / 2 Doors

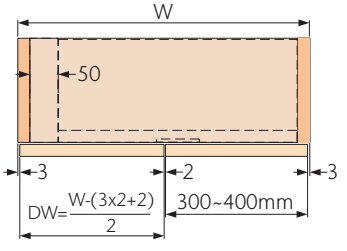

4 Türen / 4 Doors

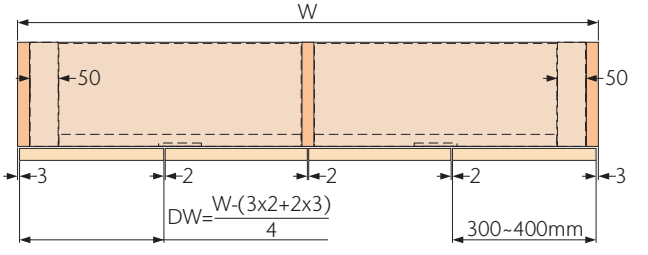

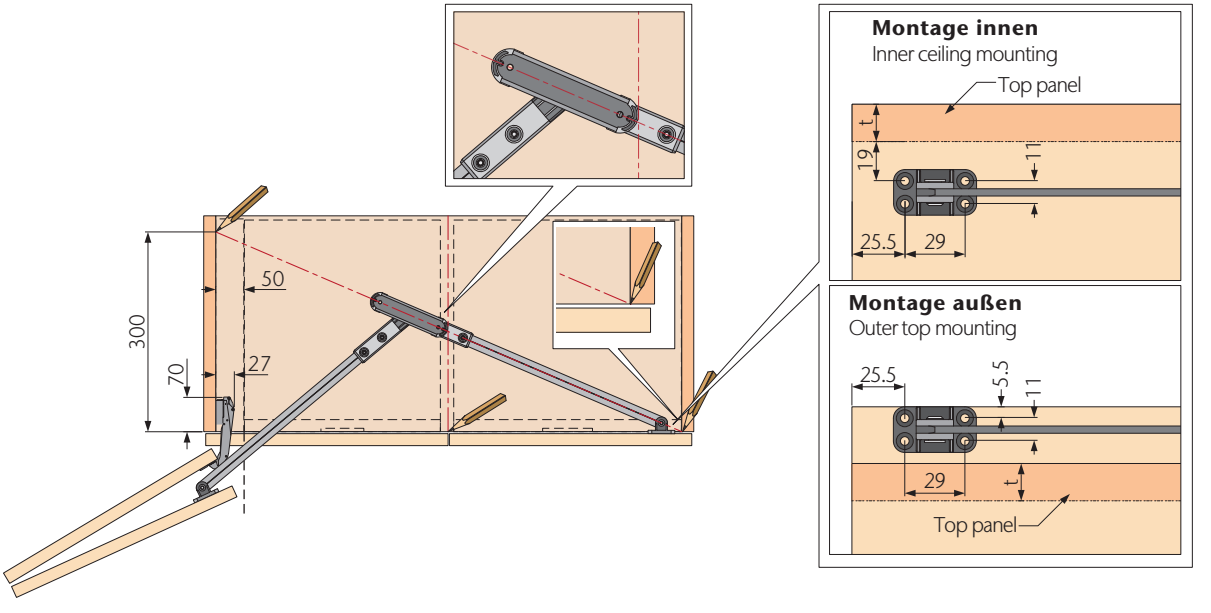

opk Sailing 2

Ohne Topfscharnier
Without hinge

			kg			Art.-Nr./*No.*
	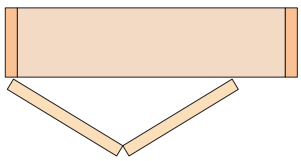	*Door panel weight depends on hinges.*	300~400	≤2400	01-971-000-000

Konfiguration für 2 Türen
Configuration for 2 doors

Führungsstange *Guiding bar*		1
Scharnier *Hinge*		4
Bohrmuster *Drilling pattern*		1

opk Sailing 2

Mit Topfscharnier
With hinge

		kg			Art.-Nr./*No.*
	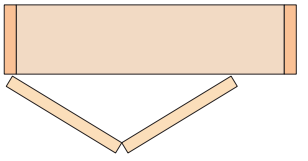	≤12	300~400	≤2400	01-971-000-001

Konfiguration für 2 Türen
Configuration for 2 doors

Führungsstange *Guiding bar*		1
Scharnier 165° (gedämpft) *165° Hinge (damped)*		4
Scharnier *Hinge*		4
Bohrmuster *Drilling pattern*		1

opk OCEAN 1

max. 2800mm

max. 1500mm

18-40mm

opk Ocean 1

Technische Zeichnung
Technical drawing

Anforderungen Korpus / Cabinet requirements

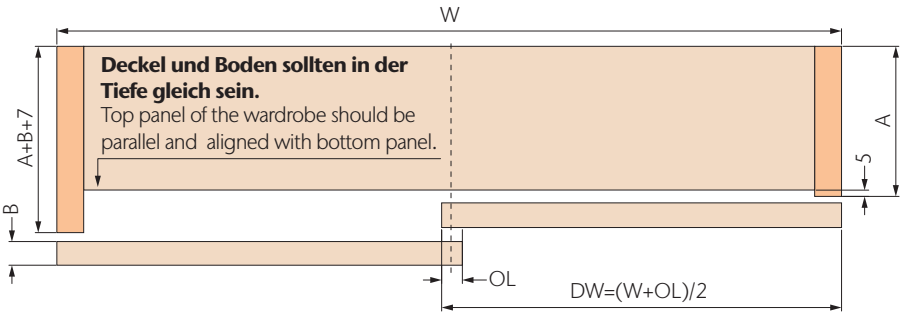

Anforderungen Korpus mit Griffprofil / Cabinet requirements handle

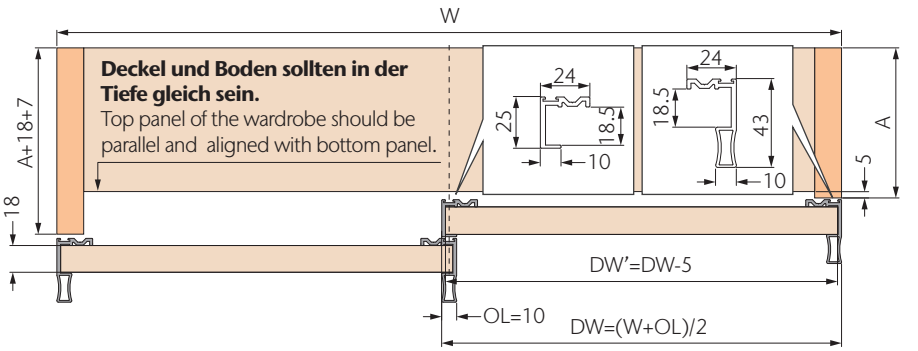

Anforderung Montage / Installation requirements

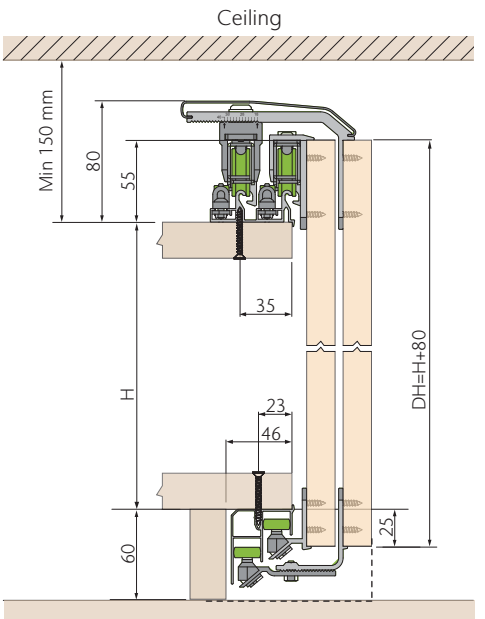

Position Laufwerk / Installation dimensions

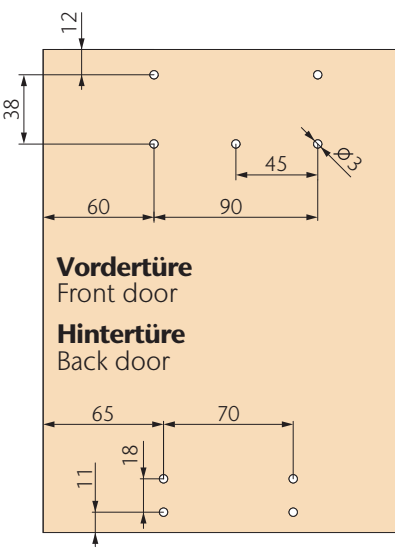

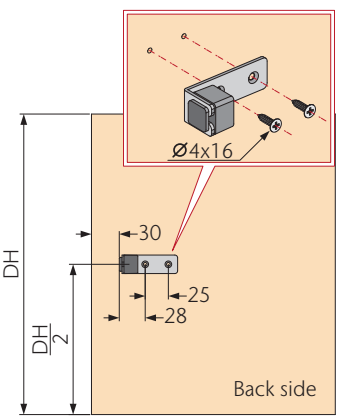

opk Ocean 1

		kg			Art.-Nr./*No.*
	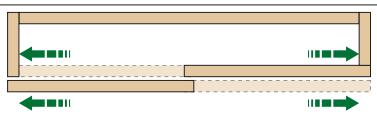	≤80	530~1500	≤2800	01-211-103-002

Konfiguration für 2 Türen
Configuration for 2 doors

Laufwerk (vordere Tür) *Running part (front door)*		1 pair
Führung (vordere Tür) *Guiding part (front door)*		1 pair
Laufwerk (hintere Tür) *Running part (back door)*		1 pair
Führung (hintere Tür) *Guiding part (back door)*		1 pair
Dämpfer *Damper*		4
ST4.2x16 Senkkopfschraube mit Kreuzschlitz *ST4.2×16 Cross recess countersunk head self-drilling screw*		36
sw 4mm Innensechskant *sw 4mm hex key*		1

opk Ocean 1

Technische Zeichnung
Technical drawing

Anforderungen Korpus / Cabinet requirements

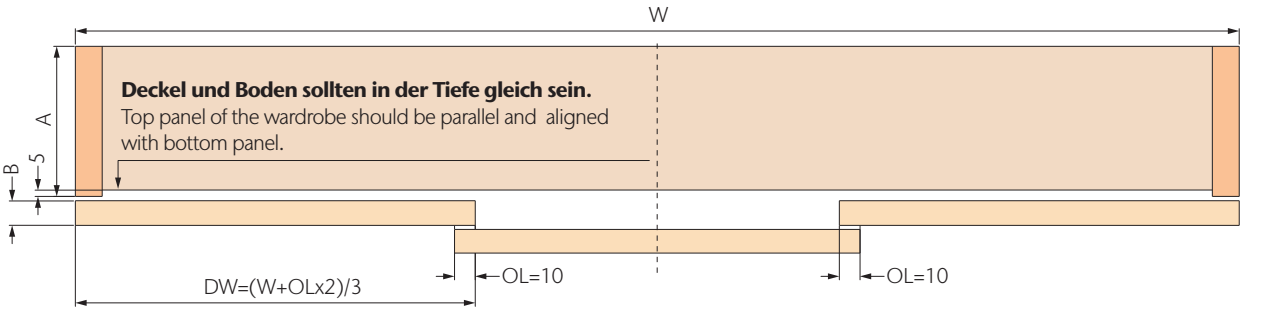

Anforderungen Korpus mit Griffprofil / Cabinet requirements handle

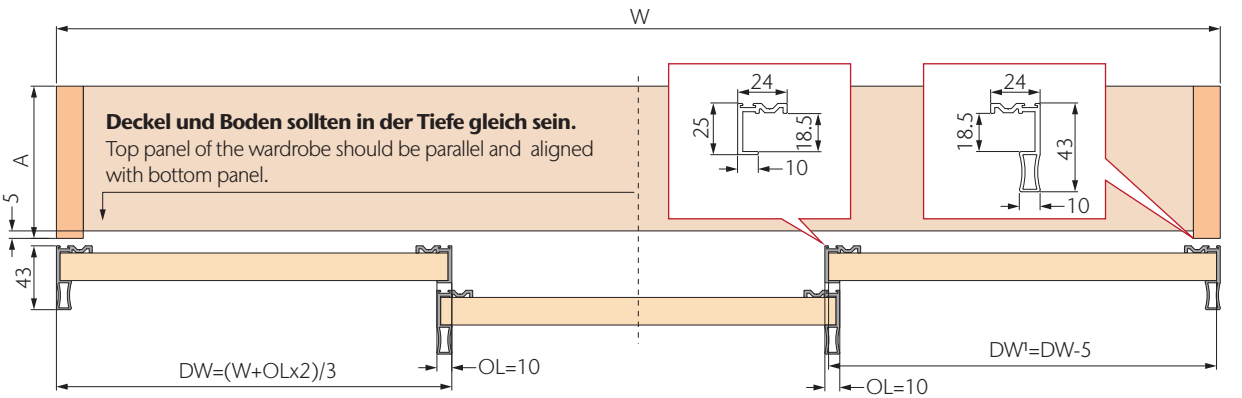

Anforderung Montage / Installation requirements

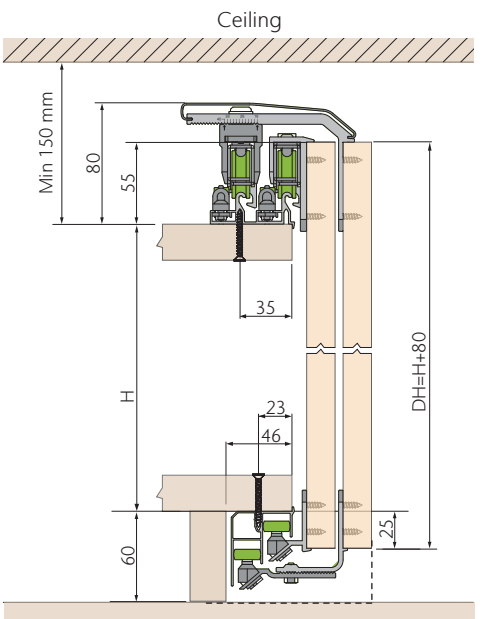

Position Laufwerk / Installation dimensions

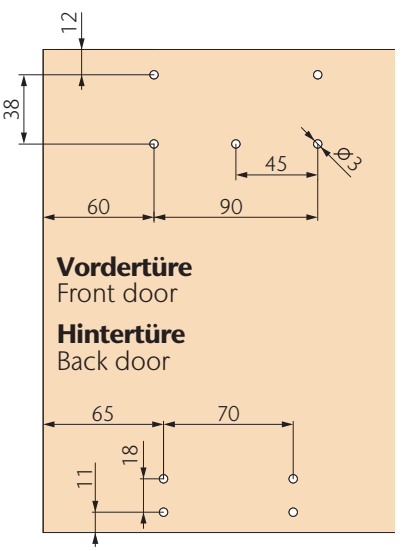

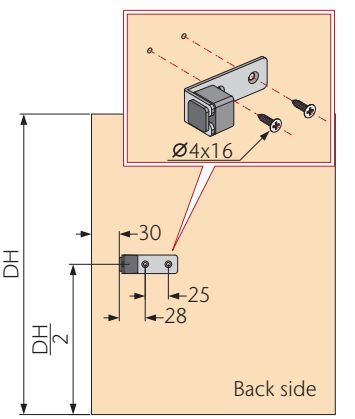

opk Ocean 1

		kg			Art.-Nr./*No.*
	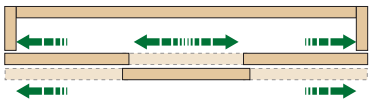	≤80	900~1500	≤2800	01-211-103-003

Konfiguration für 3 Türen
Configuration for 3 doors

Laufwerk (vordere Tür) *Running part (front door)*		1 pair
Führung (vordere Tür) *Guiding part (front door)*		1 pair
Laufwerk links (hintere Tür) *Running part left (back door)*		1 pair
Laufwerk rechts (hintere Tür) *Running part right (back door)*		1 pair
Führung (hintere Tür) *Guiding part (back door)*		2 pairs
Dämpfer *Damper*		6
Zweiwege Dämpfer *Two-way damper (front door) (alternative)*		1
ST4.2x16 Senkkopfschraube mit Kreuzschlitz *ST4.2×16 Cross recess countersunk head self-drilling screw*		54
sw 4mm Innensechskant *sw 4mm hex key*		1

Möbel Systeme
Furniture systems

opk Ocean 1

Schienen, Zubehör
Tracks, Accessories

Produktbeschreibung *Description*		**Material** *Material*	**Farbe** *Finish*	**Länge** *Length (mm)*	**Art.-Nr./*No.***
Laufschiene *Running track*	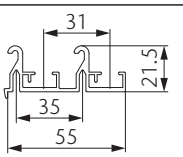	**Aluminium eloxiert** *Anodized aluminium*	**Silber** Silver	2500	01-216-250-225
				3500	01-216-250-235
				5800	01-216-250-258
Führungsschiene *Guiding track*	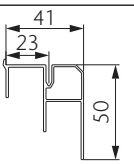	**Aluminium eloxiert** *Anodized aluminium*	**Silber** Silver	2500	01-217-250-225
				3500	01-217-250-235
				5800	01-217-250-258
Blende *Decorative profile*	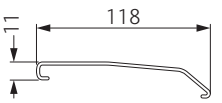	**Aluminium eloxiert** *Anodized aluminium*	**Silber** Silver	1800	01-218-206-018
Griffleiste 18mm *Straight handle 18mm*	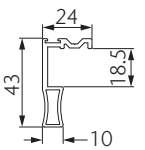	**Aluminium eloxiert** *Anodized aluminium*	**Champagner** Grey/Champ	2500	01-218-A04-325
Profilleiste 18mm *Stabilization handle 18mm*	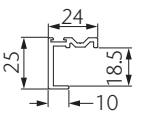	**Aluminium eloxiert** *Anodized aluminium*	**Champagner** Grey/Champ	2500	01-218-C04-325
Griffleiste 18mm *Straight handle 18mm*	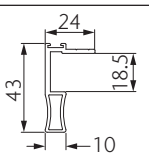	**Aluminium eloxiert** *Anodized aluminium*	**Schwarz gebürstet** Brushed black	2500	01-218-A05-325
			Silber gebürstet Brushed silver	2500	01-218-A07-325
Profilleiste 18mm *Stabilization handle 18mm*	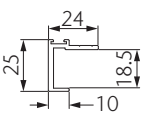	**Aluminium eloxiert** *Anodized aluminium*	**Schwarz gebürstet** Brushed black	2500	01-218-C05-325
			Silber gebürstet Brushed silver	2500	01-218-C07-325
Griffleiste 18mm *Diagonal handle 18mm*	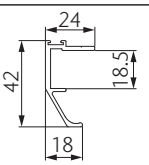	**Aluminium eloxiert** *Anodized aluminium*	**Silber gebürstet** Brushed silver	2500	01-218-B07-325
Türmitnehmer *Door follower*		**Für zwei Türen** *For two doors*	**Titan** Titan	pc	01-104-908-000

opk Ocean 1

Raumtrenn Systeme
Room-dividing Systems

Inhaltsverzeichnis
Content

opk Cruiser 5 W Deckenmontage
opk Cruiser 5 W Ceiling Mounting 48-52

opk Cruiser 5 Profile Deckenmontage
opk Cruiser 5 Profile Ceiling Mounting 53-59

opk CRUISER 5



opk Cruiser 5 W Deckenmontage

opk Cruiser 5 W Ceiling Mounting

Untenlaufend / Bottom Running

Technische Zeichnung

Technical drawing

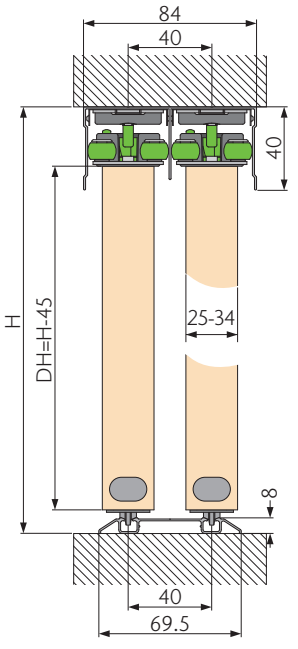

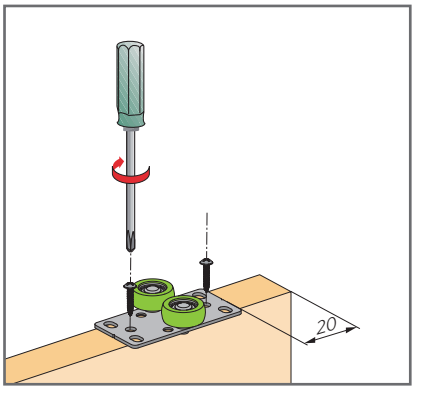

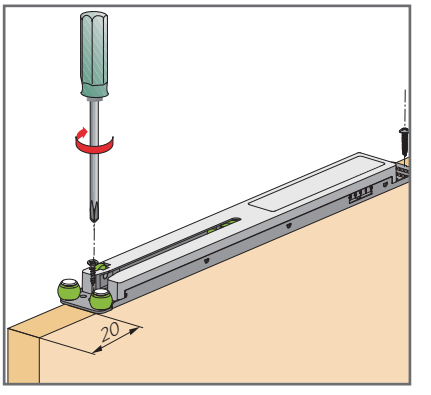

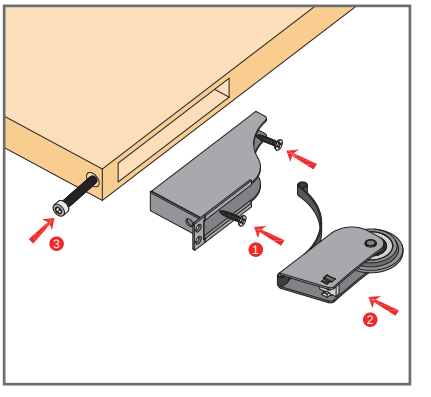

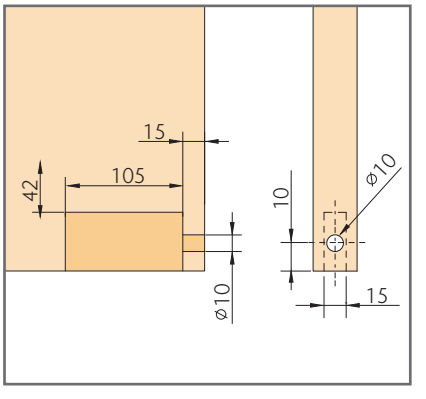

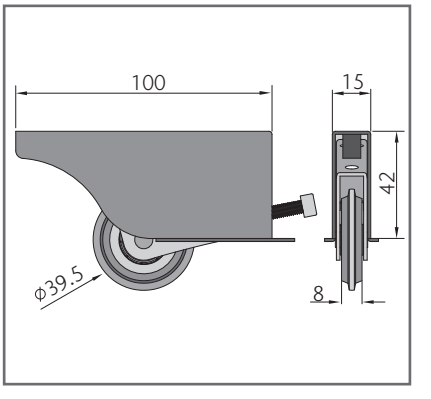

opk Cruiser 5 W Deckenmontage

opk Cruiser 5 W Ceiling Mounting

Untenlaufend / Bottom Running

		kg			Art.-Nr./*No.*
	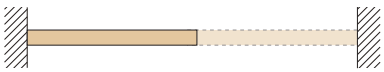	≤50	300~1500	≤2800	02-051-101-100
		≤50	400~1500	≤2800	02-051-102-150
	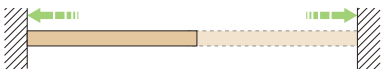	≤50	620~1500	≤2800	02-051-103-150

Konfiguration für 1 Tür

Configuration for 1 door

Dämpfer *Damper*		0	1	2
Aktivator *Activator*		0	1	2
Führung *Guiding part*		2	1	0
Laufwerk *Running part*		2	2	2
Abdeckkappe *Cover cap*		2	2	2
Flachkopfschraube GB/ST4.2x20 *Panhead screw GB/ST4.2x20*		0	2	4
Flachkopfschraube GB/ST4.2x16 *Panhead screw GB/ST4.2x16*		4	3	2
Senkkopfschraube ST4.2x16 *Countersunk screw ST4.2x16*		4	5	6
sw 2.5mm Innensechskant *sw 2.5mm hex key*		1	1	1

opk Cruiser 5 W Deckenmontage

opk Cruiser 5 W Ceiling Mounting

Untenlaufend / Bottom Running

		kg			Art.-Nr./*No.*
	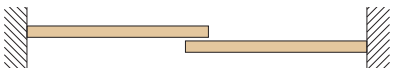	≤50	300~1500	≤2800	2x 02-051-101-100
	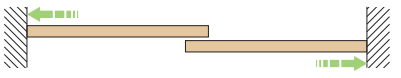	≤50	400~1500	≤2800	2x 02-051-102-150
	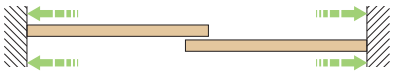	≤50	620~1500	≤2800	2x 02-051-103-150

Konfiguration für 2 Türen

Configuration for 2 doors

Art.-Nr./*No.*		02-051-101-100 (x2)	02-051-102-150 (x2)	02-051-103-150 (x2)
Dämpfer *Damper*		0	2	4
Aktivator *Activator*		0	2	4
Führung *Guiding part*		4	2	0
Laufwerk *Running part*		4	4	4
Abdeckkappe *Cover cap*		4	4	4
Flachkopfschraube GB/ST4.2x20 *Panhead screw GB/ST4.2x20*		0	4	8
Flachkopfschraube GB/ST4.2x16 *Panhead screw GB/ST4.2x16*		8	6	4
Senkkopfschraube ST4.2x16 *Countersunk screw ST4.2x16*		8	10	12
sw 2.5mm Innensechskant *sw 2.5mm hex key*		2	2	2

opk Cruiser 5 W Deckenmontage

opk Cruiser 5 W Ceiling Mounting

Untenlaufend / Bottom Running

		kg			Art.-Nr./*No.*
		≤50	300~1500	≤2800	3x 02-051-101-100
		≤50	500~1500	≤2800	2x 02-051-102-150 1x 02-051-112-351
		≤50	685~1500	≤2800	2x 02-051-103-150 1x 02-051-113-351

Konfiguration für 3 Türen

Configuration for 3 doors

		Keine Dämpfung *No damping*	**Einseitige Dämpfung** *One side damping*		**Beidseitige Dämpfung** *Both sides damping*	
Art.-Nr./*No.*		02-051-101-100 (x3)	02-051-102-150 (x2)	02-051-112-351 (x1)	02-051-103-150 (x2)	02-051-113-351 (x1)
Dämpfer *Damper*		0	2	0	4	1
Aktivator *Activator*		0	2	0	4	0
Führung *Guiding part*		6	2	2	0	0
Laufwerk *Running part*		6	4	2	4	2
Abdeckkappe *Cover cap*		6	4	2	4	2
Zweiwege Dämpfer Two-way damper		0	0	1	0	1
Aktivator für Zweiwege Dämpfer Activator for two-way damper		0	0	1	0	1
Kollisionsschutzleiste *Anti-collision bar*		0	0	0	0	1
Flachkopfschraube GB/ST4.2x20 *Panhead screw GB/ST4.2x20*		0	4	2	8	2
Flachkopfschraube GB/ST4.2x16 *Panhead screw GB/ST4.2x16*		12	6	4	4	4
Senkkopfschraube ST4.2x16 *Countersunk screw ST4.2x16*		12	10	4	12	5
sw 2.5mm Innensechskant *sw 2.5mm hex key*		3	2	0	2	0

opk Cruiser 5 Profile Deckenmontage

opk Cruiser 5 Profile Ceiling Mounting

Untenlaufend / Bottom Running *Aluminium glass door*

Technische Zeichnung

Technical drawing

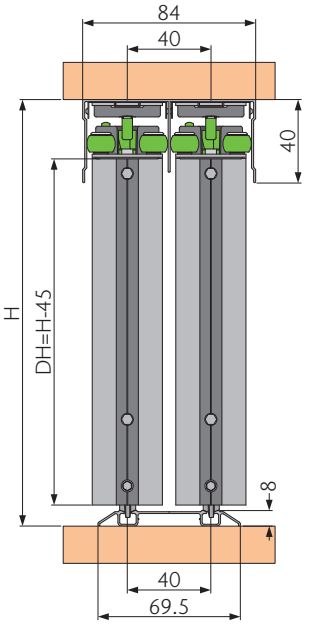

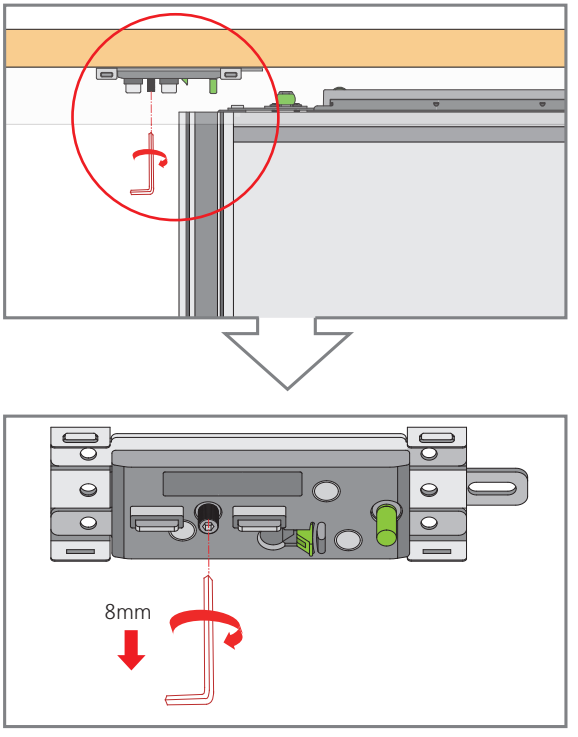

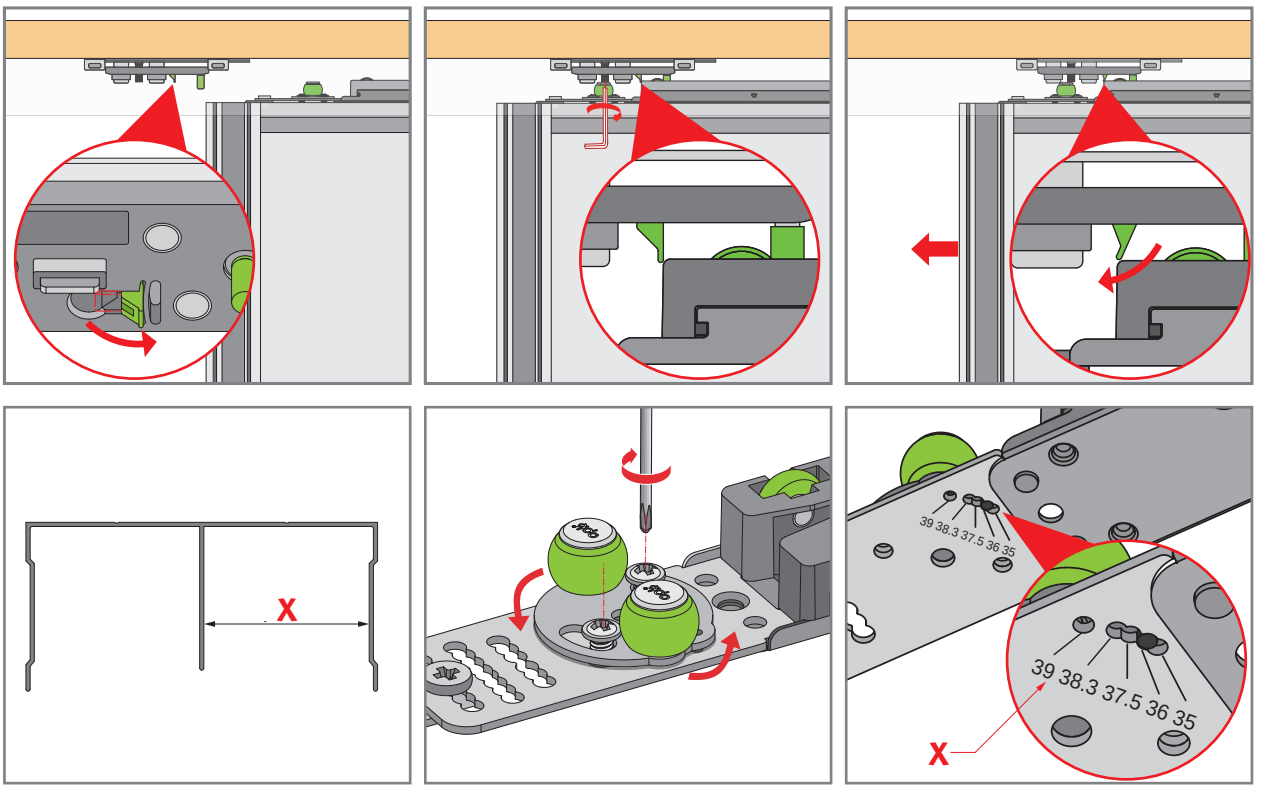

opk Cruiser 5 Profile Deckenmontage

opk Cruiser 5 Profile Ceiling Mounting

Untenlaufend / Bottom Running

		kg			Art.-Nr./*No.*
		≤50	300~1500	≤2800	02-051-301-150
		≤50	500~1500	≤2800	02-051-302-150
		≤50	750~1500	≤2800	02-051-303-150

Konfiguration für 1 Tür

Configuration for 1 door

Dämpfer *Damper*		0	1	2
Aktivator *Activator*		0	1	2
Führung *Guiding part*		2	1	0
Laufwerk *Running part*		2	2	2
Montageplatte *Mounting plate*		0	1	2
Untere Verbindungsplatte *Lower connecting plate*		2	2	2
Obere Verbindungsplatte *Upper connecting plate*		2	2	2
Abdeckung f. Verbindungsschraube *Cover for connecting screw*		4	4	4
Flachkopfschraube GB/ST4.2x20 *Panhead screw GB/ST4.2x20*		0	2	4
M4x11 Schraube *M4x11 screw*		0	1	2
Innensechskant Schraube GB/ST6x30 *Hex key screw GB/ST6x30*		4	4	4
sw 2.5mm Innensechskant *sw 2.5mm hex key*		0	1	1

opk Cruiser 5 Profile Deckenmontage

opk Cruiser 5 Profile Ceiling Mounting

Untenlaufend / Bottom Running

		kg			Art.-Nr./*No.*
	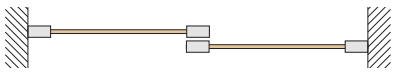	≤50	300~1500	≤2800	2x 02-051-301-150
	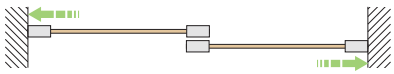	≤50	500~1500	≤2800	2x 02-051-302-150
	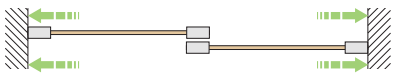	≤50	750~1500	≤2800	2x 02-051-303-150

Konfiguration für 2 Türen

Configuration for 2 doors

Art.-Nr./*No.*		02-051-301-150 (x2)	02-051-302-150 (x2)	02-051-303-150 (x2)
Dämpfer *Damper*		0	2	4
Aktivator *Activator*		0	2	4
Führung *Guiding part*		4	2	0
Laufwerk *Running part*		4	4	4
Montageplatte *Mounting plate*		0	2	4
Untere Verbindungsplatte *Lower connecting plate*		4	4	4
Obere Verbindungsplatte *Upper connecting plate*		4	4	4
Abdeckung f. Verbindungsschraube *Cover for connecting screw*		8	8	8
Flachkopfschraube GB/ST4.2x20 *Panhead screw GB/ST4.2x20*		0	4	8
M4x11 Schraube *M4x11 screw*		0	2	4
Innensechskant Schraube GB/ST6x30 *Hex key screw GB/ST6x30*		8	8	8
sw 2.5mm Innensechskant *sw 2.5mm hex key*		0	2	2

opk Cruiser 5 Profile Deckenmontage

opk Cruiser 5 Profile Ceiling Mounting

Untenlaufend / Bottom Running

		kg			Art.-Nr./*No.*
		≤50	300~1500	≤2800	3x 02-051-301-150
		≤50	500~1500	≤2800	2x 02-051-302-150 1x 02-051-312-351
		≤50	830~1500	≤2800	2x 02-051-303-150 1x 02-051-313-351

Konfiguration für 3 Türen

Configuration for 3 doors

		No damping	*One side damping*		*Both sides damping*	
Art.-Nr./*No.*		02-051-301-150 (x3)	02-051-302-150 (x2)	02-051-312-351 (x1)	02-051-303-150 (x2)	02-051-313-351 (x1)
Dämpfer *Damper*		0	2	0	4	1
Aktivator *Activator*		0	2	0	4	0
Führung *Guiding part*		6	2	2	0	0
Laufwerk *Running part*		6	4	2	4	2
Montageplatte *Mounting plate*		0	2	2	4	4
Untere Verbindungsplatte *Lower connecting plate*		6	4	2	4	2
Obere Verbindungsplatte *Upper connecting plate*		6	4	2	4	2
Abdeckung f. Verbindungsschraube *Cover for connecting screw*		12	8	4	8	4
Zweiwege Dämpfer *Two-way damper*		0	0	1	0	1
Aktivator für Zweiwege Dämpfer *Activator for two-way damper*		0	0	1	0	1
Kollisionsschutzleiste *Anti-collision bar*		0	0	0	0	1
Flachkopfschraube GB/ST4.2x20 *Panhead screw GB/ST4.2x20*		0	4	2	8	2
M4x11 Schraube *M4x11 screw*		0	2	2	4	4
Innensechskant Schraube GB/ST6x30 *Hex key screw GB/ST6x30*		12	8	0	8	0
sw 2.5mm Innensechskant *sw 2.5mm hex key*	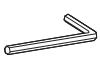	0	2	0	2	0

opk Cruiser 5 Profile

opk Cruiser 5 Profile

Schienen, Zubehör

Tracks, Accessories

Produktbeschreibung *Description*		**Material** *Material*	**Farbe** *Finish*	**Länge** *Length (mm)*	**Art.-Nr./*No.***
Vertikales Rahmenprofil Vertical frame profile	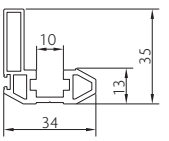	**Aluminium eloxiert** *Anodized aluminium*	**Silber** Silver	2500	02-058-850-325
				3500	02-058-850-335
				5800	02-058-850-358
			Titan Titan	2500	02-058-803-325
				3500	02-058-803-335
				5800	02-058-803-358
Oberes Rahmenprofil Upper frame profile	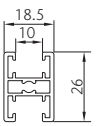	**Aluminium eloxiert** *Anodized aluminium*	**Silber** Silver	2500	02-058-750-725
				3500	02-058-750-735
				5800	02-058-750-758
			Titan Titan	2500	02-058-703-725
				3500	02-058-703-735
				5800	02-058-703-758
Horizontales Rahmenprofil Horizontal frame profile	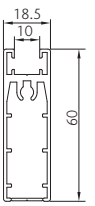	**Aluminium eloxiert** *Anodized aluminium*	**Silber** Silver	2500	02-058-750-025
				3500	02-058-750-035
				5800	02-058-750-058
			Titan Titan	2500	02-058-703-025
				3500	02-058-703-035
				5800	02-058-703-058
Vertikales Griff-rahmenprofil Vertical handle frame profile	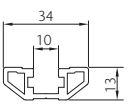	**Aluminium eloxiert** *Anodized aluminium*	**Silber** Silver	2500	02-058-850-625
				3500	02-058-850-635
				5800	02-058-850-658
			Titan Titan	2500	02-058-803-625
				3500	02-058-803-635
				5800	02-058-803-658
Glashalteprofil Glass rubber	Glass 4-5mm	**Kunststoff** Plastic	**Trans-parent** Trans-parent	2500	02-058-103-025
Glashalteprofil Glass rubber	Glass 6-7mm	**Kunststoff** Plastic	**Trans-parent** Trans-parent	2500	02-058-106-025
Innensechskant Schraube GB/ST6x30 *Hex key screw GB/ST6x30*		**Stahl** Steel	**Verzinkt** Zinc plated	50 pcs	02-055-900-050

opk Cruiser 5 Profile

opk Cruiser 5 Profile

Schienen, Zubehör

Tracks, Accessories

Produktbeschreibung *Description*		**Material** *Material*	**Farbe** *Finish*	**Länge** *Length (mm)*	**Art.-Nr./*No.***
Führungsschiene, doppelt Guiding track double	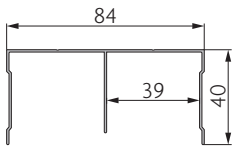	**Aluminium eloxiert** *Anodized aluminium*	**Silber** Silver	2500	02-057-250-225
				3500	02-057-250-235
				5800	02-057-250-258
			Titan Titan	2500	02-057-203-225
				3500	02-057-203-235
				5800	02-057-203-258
Laufschiene, doppelt Running track double	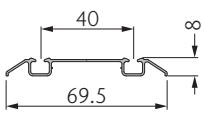	**Aluminium eloxiert** *Anodized aluminium*	**Silber** Silver	2500	02-056-250-225
				3500	02-056-250-235
				5800	02-056-250-258
			Titan Titan	2500	02-056-203-225
				3500	02-056-203-235
				5800	02-056-203-258

opk Cruiser 5 Profile

opk Cruiser 5 Profile

Ausführung und Oberfläche

Type and Finish

Führungsschiene, doppelt
Guiding track double



Silber
Silver



Titan
Titan

Laufschiene, doppelt
Running track double

Silber
Silver

Titan
Titan

Vertikales Rahmenprofil
Vertical frame profile



Silber
Silver



Titan
Titan

Oberes Rahmenprofil
Upper frame profile



Silber
Silver



Titan
Titan

Vertikales Griff-rahmenprofil
Vertical handle frame profile



Silber
Silver

Titan
Titan

Horizontales Rahmenprofil
Horizontal frame profile



Silber
Silver

Titan
Titan

Notizen

Bau Systeme
Building Systems

Inhaltsverzeichnis
Content

opk Spaceship W Deckenmontage / Ceiling Mounting	62-64
opk Spaceship W Minimal Deckenmontage / Ceiling Mounting	65-66
opk Spaceship G Deckenmontage / Ceiling Mounting	67-69
opk Spaceship W Minimal Pocket	70-72
opk Spaceship G Pocket	73-75
opk Spaceship W Wandmontage / Wall Mounting	76-78
opk Spaceship G Wandmontage / Wall Mounting	79-83
opk E-Space	84-88
opk Navigator W 2	90-92
opk Navigator W 3	93-94
opk Navigator W 4	95-96

opk SPACESHIP



opk Spaceship W Deckenmontage / Ceiling Mounting

Technische Zeichnung
Technical drawing

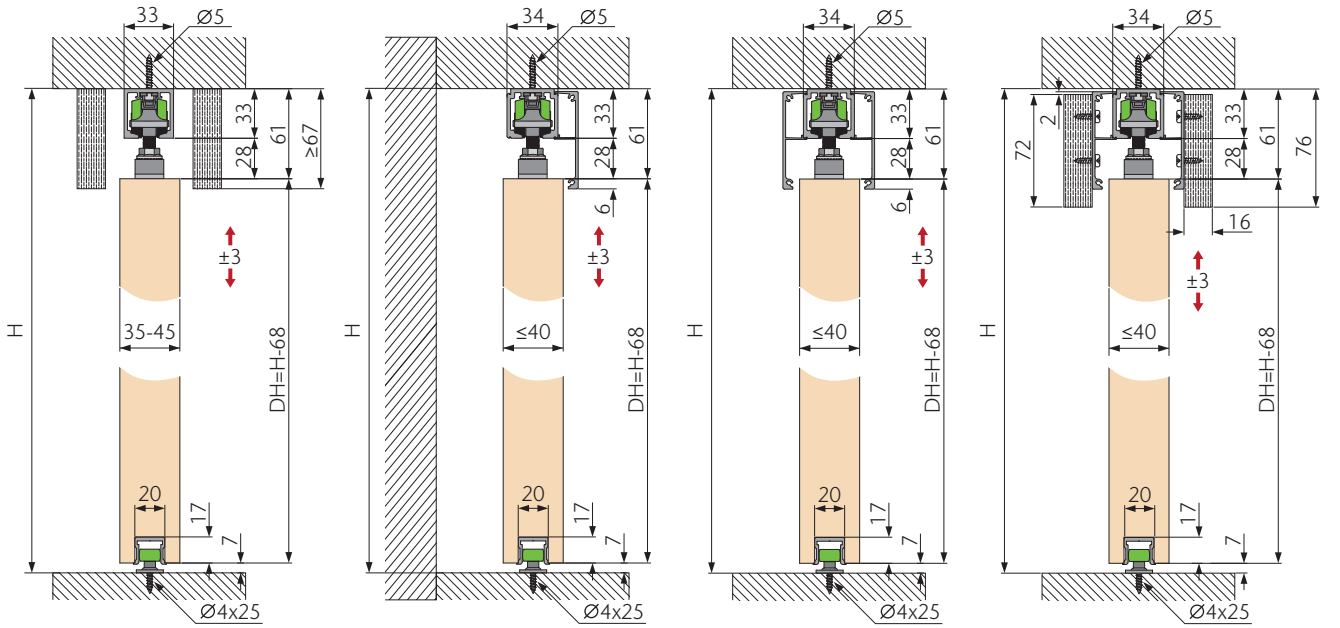

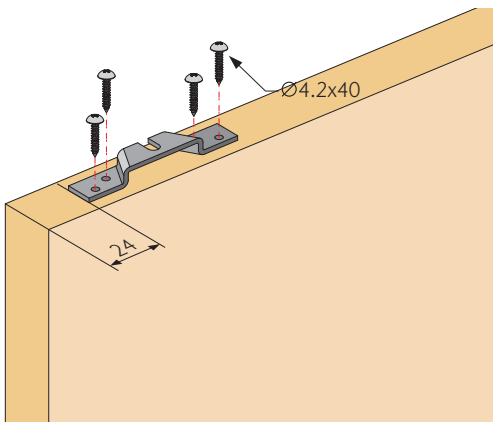

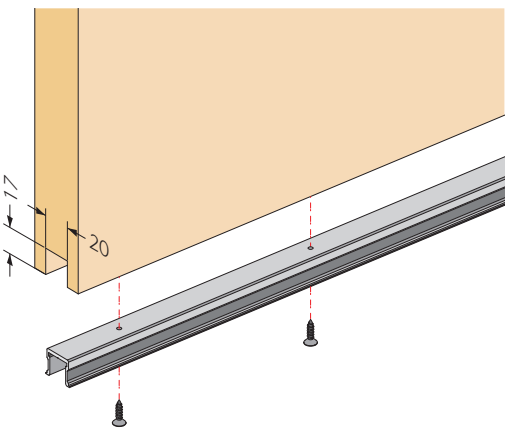

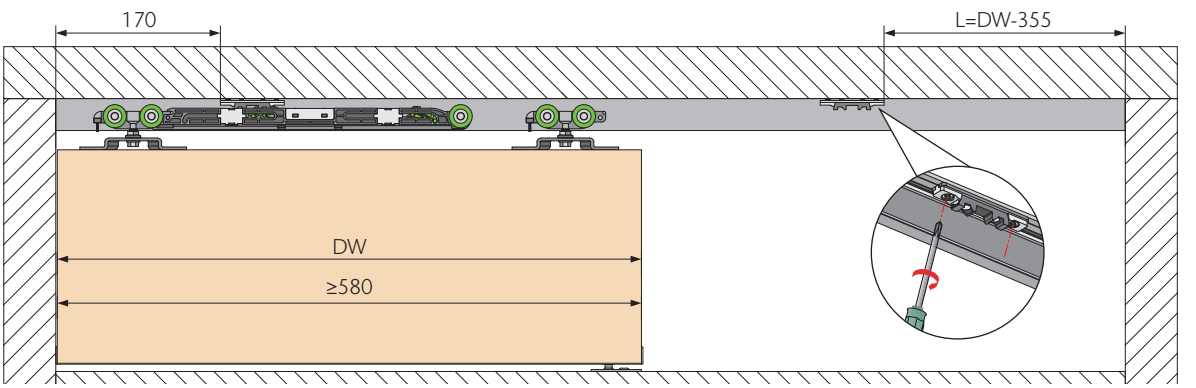

opk Spaceship W Deckenmontage / Ceiling Mounting

		kg		Art.-Nr./*No.*
		≤80	≥580	03-011-103-200

Konfiguration für 1 Tür
Configuration for 1 door

Laufwerk 2-Wege Dämpfer *Running part with two-way damper*		1
Laufwerk *Running part (roller)*		1
Aktivator *Activator*		2
Aufhängung Holz *Suspension bracket wood*		2
Bodenführung 1 Rolle Holz *Floor guide 1 roller wood*		1
Endkappe Führungsschiene *Cover cap guiding track*		2
Zubehörset Holz *Accessories wood*	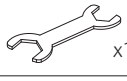 x1 x2 x8	1

opk Spaceship W Ceiling Mounting Kit
(incl. running and guiding track)

Kit Art.-Nr./*No.*	03-011-102-E20	QTY
Laufschiene 33 mm (2050mm) *Running track (2050mm)*	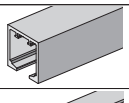	1
Führungsschiene Holz (1250mm) *Guiding track wood (1250mm)*	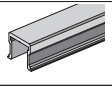	1
Konfiguration für 1 Tür *Configuration for 1 door (whole set fittings of 03-011-103-200)*		1

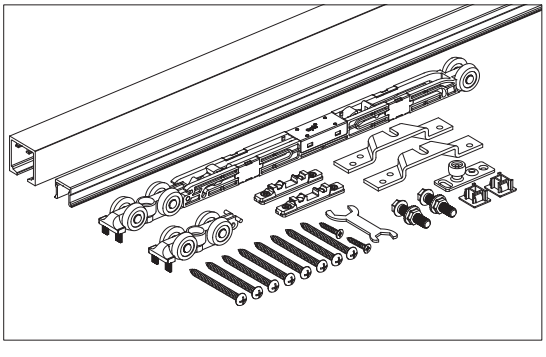

Bau Systeme
Building systems

opk Spaceship W Minimal
Deckenmontage / Ceiling Mounting

Technische Zeichnung
Technical drawing

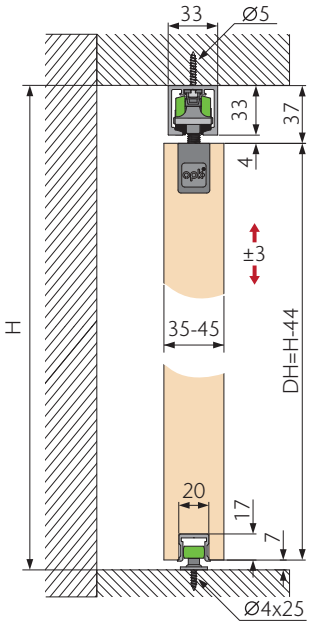

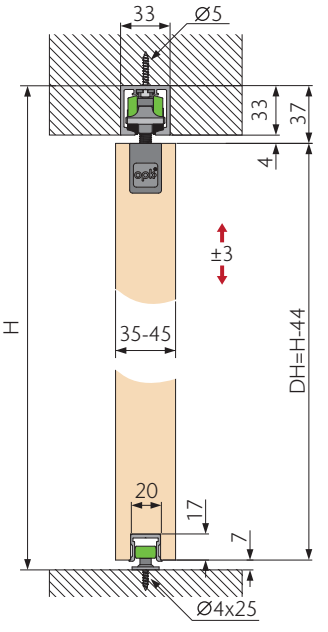

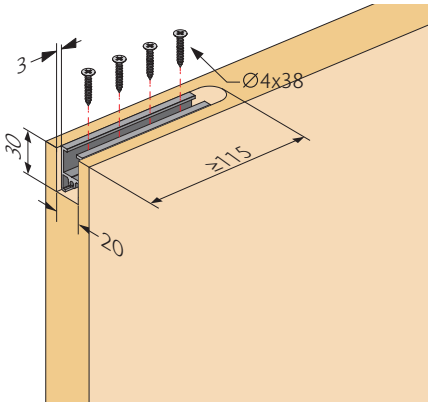

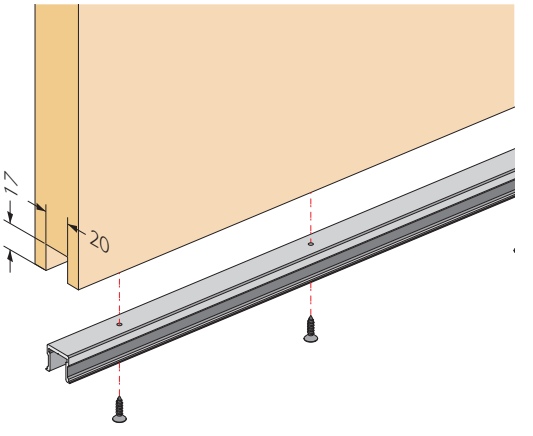

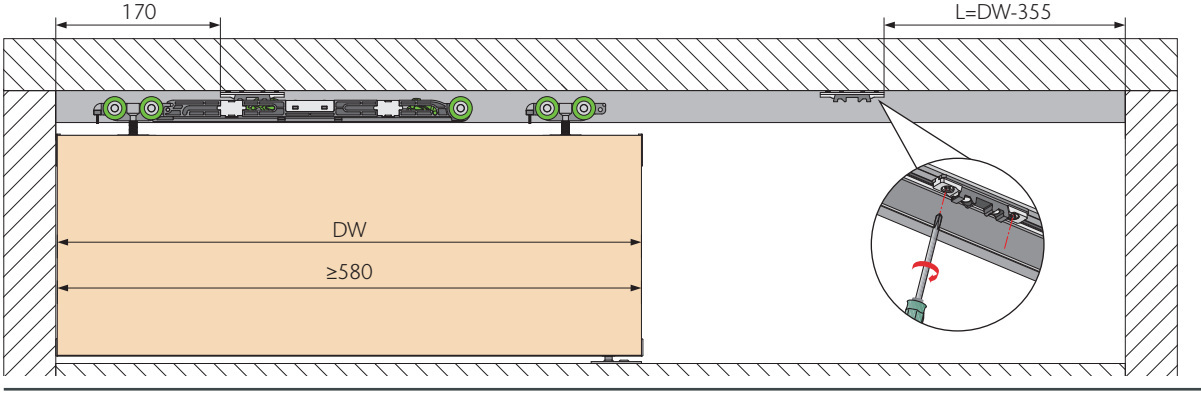

opk Spaceship W Minimal Deckenmontage / Ceiling Mounting

		kg		Art.-Nr./*No.*
	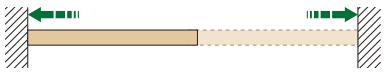	≤80	≥580	03-011-203-200

Konfiguration für 1 Tür
Configuration for 1 door

Laufwerk 2-Wege Dämpfer *Running part with two-way damper*		1
Laufwerk *Running part (roller)*		1
Aktivator *Activator*		2
Aufhängung Minimal Holz *Minimal bracket wood*		2
Bodenführung 1 Rolle Holz *Floor guide 1 roller wood*		1
Endkappe Führungsschiene *Cover cap guiding track*		2
Zubehörset Holz Minimal *Accessories wood minimal*	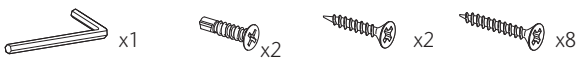	1

opk Spaceship W Minimal Ceiling Mounting Kit (incl. running and guiding track)

Kit Art.-Nr./*No.*	03-011-202-E20	QTY
Laufschiene 33 mm (2050mm) *Running track (2050mm)*	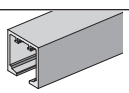	1
Führungsschiene Holz (1250mm) *Guiding track wood (1250mm)*	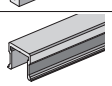	1
Konfiguration für 1 Tür *Configuration for 1 door (whole set fittings of 03-011-203-200)*		1

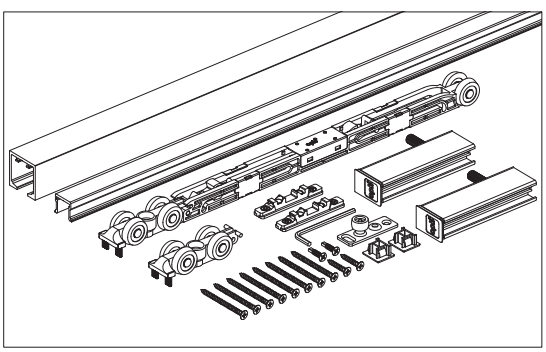

Bau Systeme
Building systems

opk Spaceship G Deckenmontage / Ceiling Mounting

Technische Zeichnung
Technical drawing

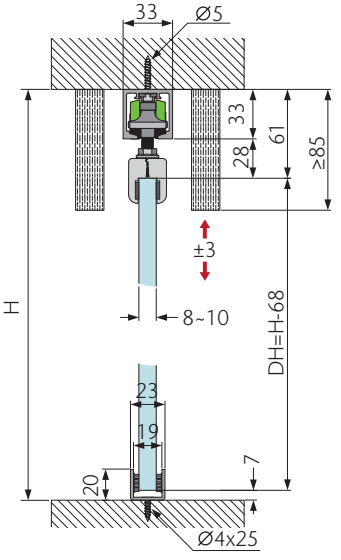

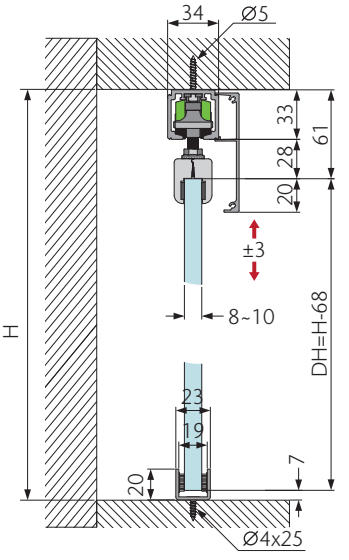

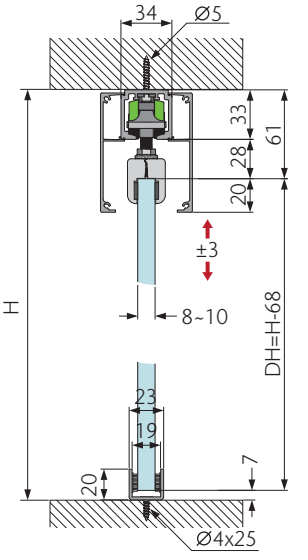

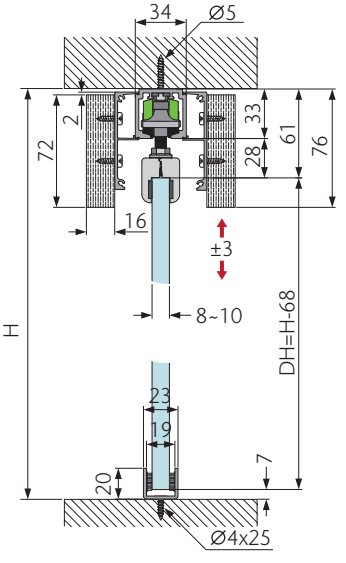

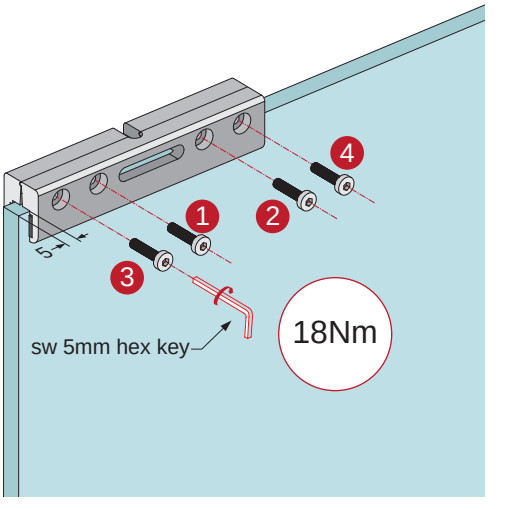

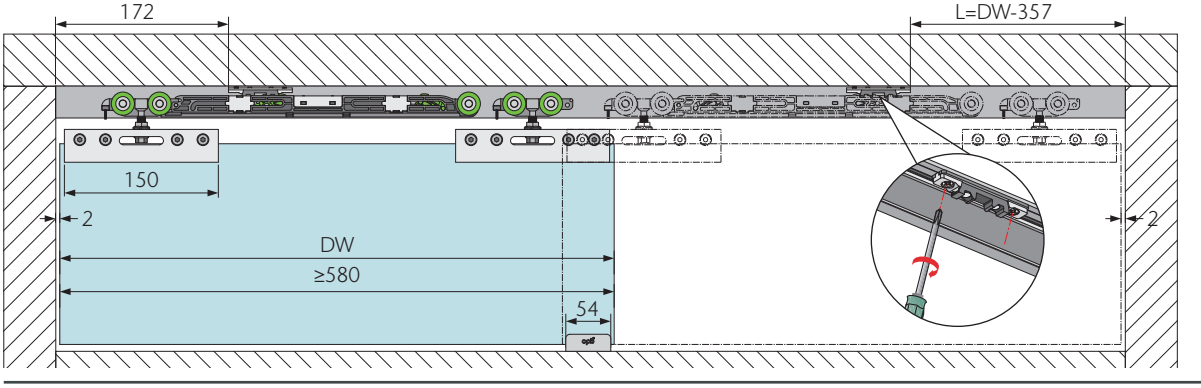

opk Spaceship G Deckenmontage / Ceiling Mounting

		kg		Art.-Nr./*No.*
		≤80	≥580	03-011-303-200

Konfiguration für 1 Tür

Configuration for 1 door

Laufwerk 2-Wege Dämpfer *Running part with two-way damper*		1
Laufwerk *Running part (roller)*		1
Aktivator *Activator*		2
Klemmschuh Glas 8/10 mm *Glass clamp*		2
Bodenführung Glas inkl. Filz *Floor guide glass incl. fleece*		1
Zubehörset Glas *Accessories glass*	x1 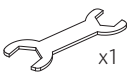 x1 x2	1

Bau Systeme
Building systems

opk Spaceship W/G Deckenmontage / Ceiling Mounting

Schienen, Zubehör
Tracks, Accessories

Produktbeschreibung *Description*		Material *Material*	Farbe *Finish*	Länge *Length (mm)*	Art.-Nr./*No.*
Laufschiene 33 mm *Running track*	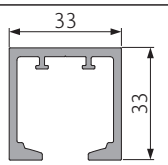	**Aluminium eloxiert** *Anodized aluminium*	**Silber** Silver	2050	03-016-252-E20
				2500	03-016-252-E25
				3500	03-016-252-E35
				5800	03-016-252-E58
Laufschiene clip-in Blende *Running track click in cover*	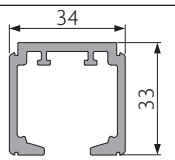	**Aluminium eloxiert** *Anodized aluminium*	**Silber** Silver	2050	03-016-252-H20
				2500	03-016-252-H25
				3500	03-016-252-H35
				5800	03-016-252-H58
Verbinder Laufschiene *Connecting bracket*	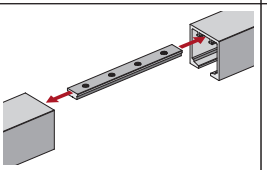	**Aluminium** *Aluminium*	**Roh** Raw	100	03-015-000-400
Blende 65 mm *Decorative cover*	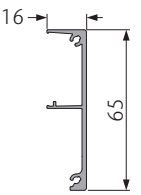	**Aluminium eloxiert** *Anodized aluminium*	**Silber** Silver	2050	03-016-25A-020
				2500	03-016-25A-025
				3500	03-016-25A-035
				5800	03-016-25A-058
Blende 79 mm *Decorative cover*	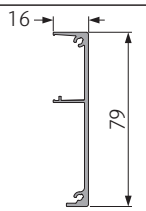	**Aluminium eloxiert** *Anodized aluminium*	**Silber** Silver	2050	03-016-25B-020
				2500	03-016-25B-025
				3500	03-016-25B-035
				5800	03-016-25B-058
Halterung Holzblende *Bracket wood cover*	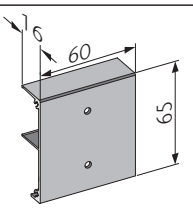	**Aluminium eloxiert** *Anodized aluminium*	**Silber** Silver	60	03-016-25D-000
Führungsschiene Holz *Guiding track wood*	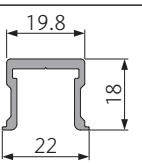	**Aluminium** *Aluminium*	**Roh** Raw	1250	03-017-100-012
				2500	03-017-100-025
Endkappe Laufschiene 33 *Cover cap running track 33*		**Kunststoff** Plastic	**Schwarz** Black	1 Set	03-016-30C-E00

opk SPACESHIP Pocket



opk Spaceship W Minimal Pocket

Technische Zeichnung
Technical drawing

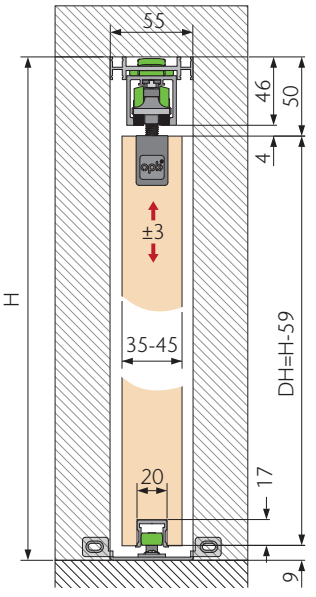

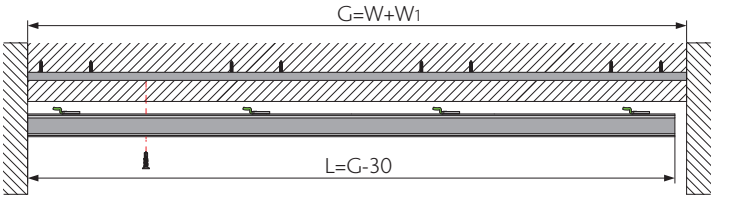

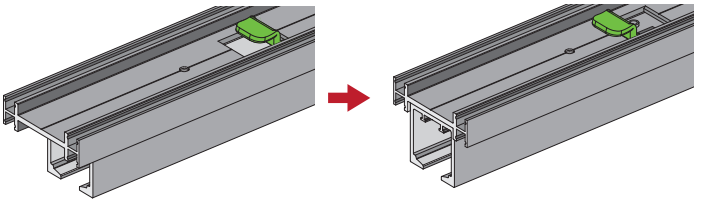

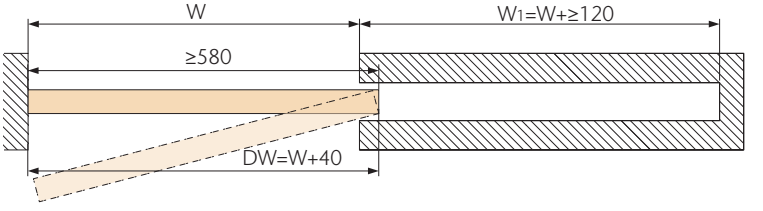

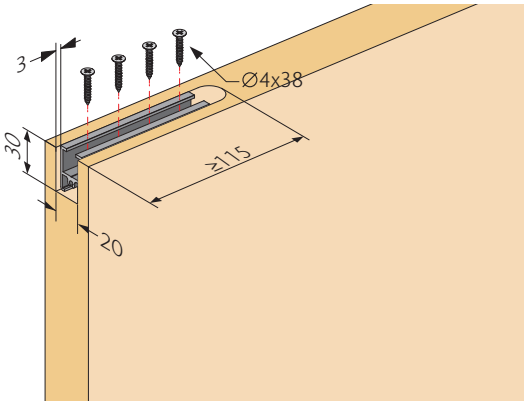

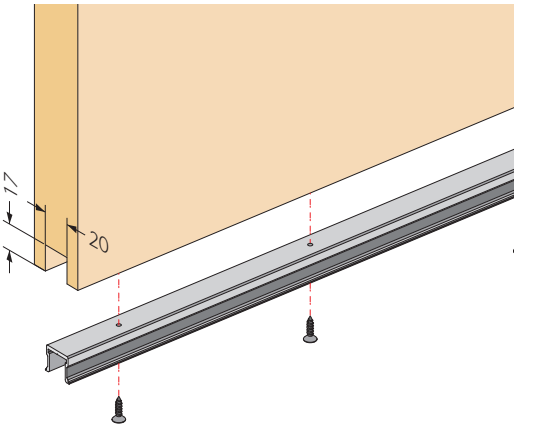

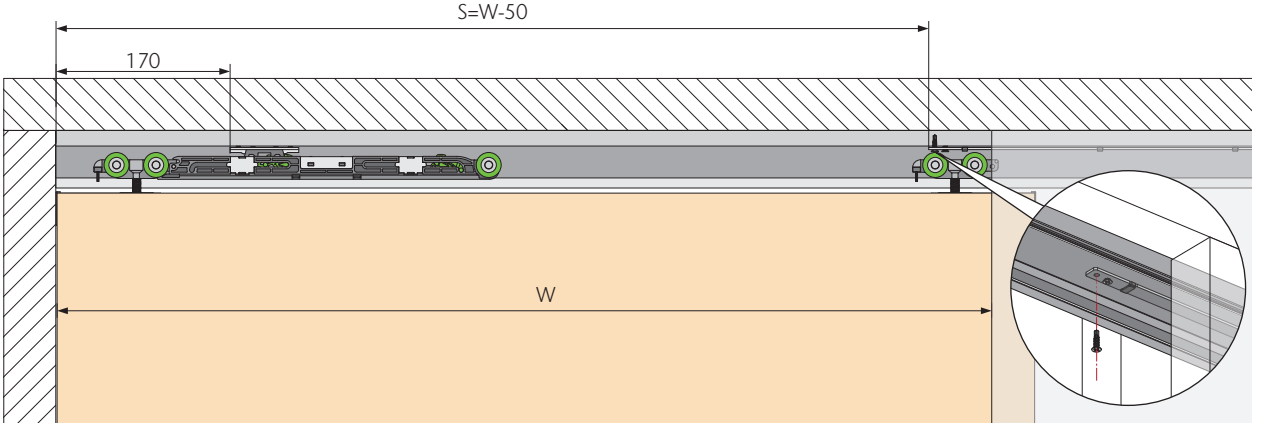

opk Spaceship W Minimal Pocket

		kg		Art.-Nr./*No.*
	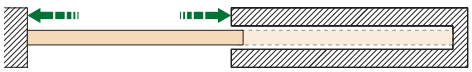	≤80	≥580	03-011-703-200

Konfiguration für 1 Tür

Configuration for 1 door

Laufwerk 2-Wege Dämpfer *Running part with two-way damper*		1
Laufwerk *Running part (roller)*		1
Aktivator lang *Long activator*		1
Aktivator *Activator*		1
Aufhängung Minimal Holz *Minimal bracket wood*		1
Aufhängung Minimal Pocket Holz *Minimal bracket pocket wood*		1
Bodenführung Pocket Holz *Floor guide pocket wood*		1
Endkappe Führungsschiene *Cover cap guiding track*		1
Endstopper *Endstopper*		1
Zubehörset Pocket Holz *Accessories pocket wood*		1

Bau Systeme
Building systems

opk Spaceship G Pocket

Technische Zeichnung
Technical drawing

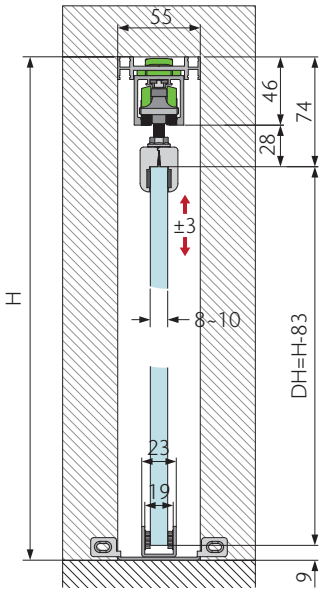

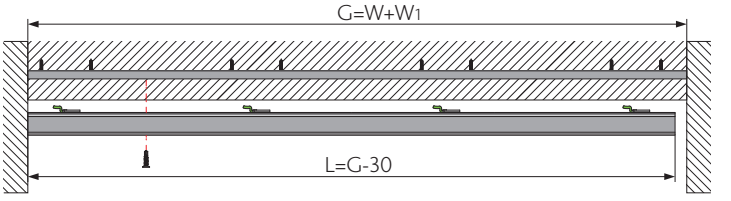

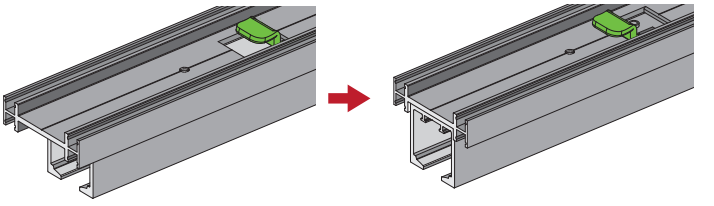

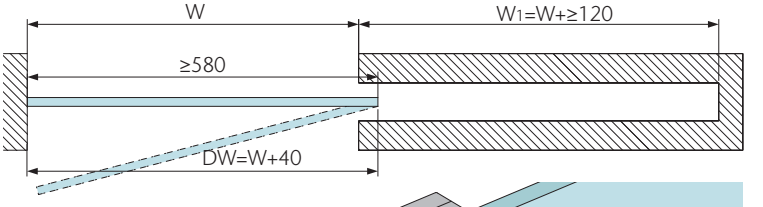

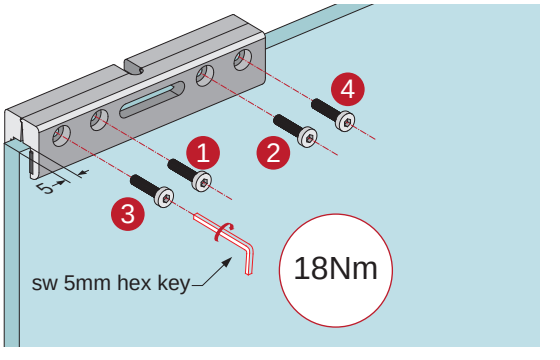

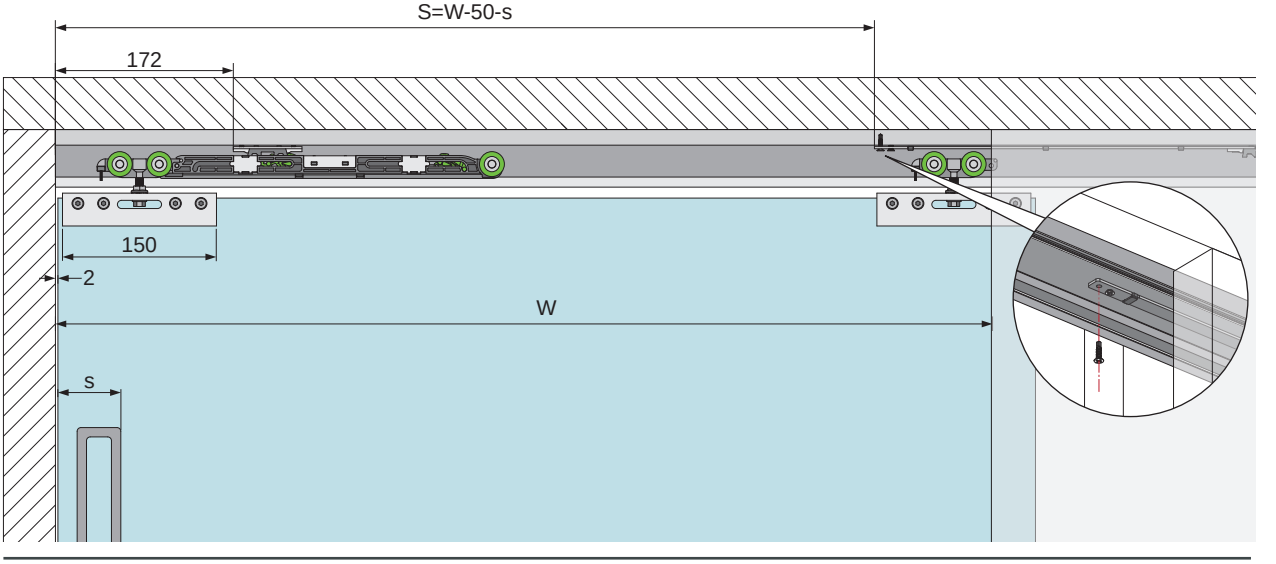

opk Spaceship G Pocket

		kg		Art.-Nr./*No.*
	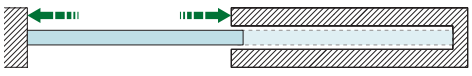	≤80	≥580	03-011-603-200

Konfiguration für 1 Tür

Configuration for 1 door

Laufwerk 2-Wege Dämpfer *Running part with two-way damper*		1
Laufwerk *Running part (roller)*		1
Aktivator lang *Long activator*		1
Aktivator *Activator*		1
Klemmschuh Glas 8/10 mm *Glass clamp*		2
Bodenführung Pocket Glas inkl. Filz *Floor guide pocket glass incl. fleece*		1
Endstopper *Endstopper*		1
Zubehörset Pocket Glas *Accessories pocket glass*	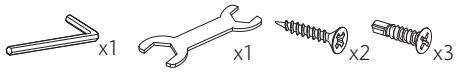	1

Bau Systeme
Building systems

opk Spaceship W/G Pocket

Schienen, Zubehör
Tracks, Accessories

Produktbeschreibung *Description*		**Material** *Material*	**Farbe** *Finish*	**Länge** *Length (mm)*	**Art.-Nr./*No.***
Laufschiene 33 mm vormontierte Haken *Running track premounted hooks*	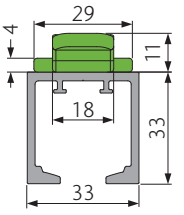	**Aluminium eloxiert** *Anodized aluminium*	**Silber** Silver	1700	03-016-252-G17
				2050	03-016-252-G20
				2500	03-016-252-G25
				3000	03-016-252-G30
Verbinder Laufschiene *Connecting bracket*	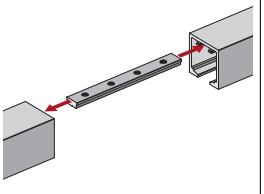	**Aluminium** *Aluminium*	**Roh** Raw	100	03-015-000-400
Montageschiene 55x15 Pocket *Mounting track 55x15*	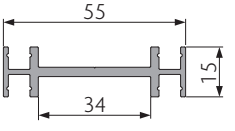	**Aluminium** *Aluminium*	**Roh** Raw	1700	03-016-252-F17
				2050	03-016-252-F20
				2500	03-016-252-F25
				3000	03-016-252-F30
Führungsschiene Holz *Guiding track wood*	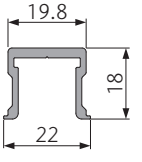	**Aluminium** *Aluminium*	**Roh** Raw	1250	03-017-100-012
				2500	03-017-100-025
Montagelasche zum Nachrüsten *Hook for pocket (for retrofit)*	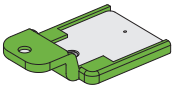	**Stahl & Kunststoff** *Steel & Plastic*	**Grün** Green	pc	03-015-003-000

opk SPACESHIP Wall Mounting



opk Spaceship W Wandmontage / Wall Mounting

Technische Zeichnung
Technical drawing

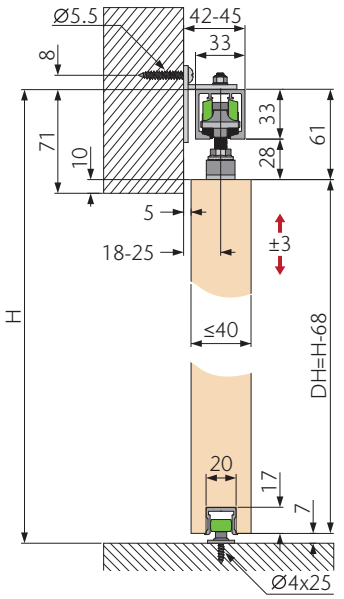

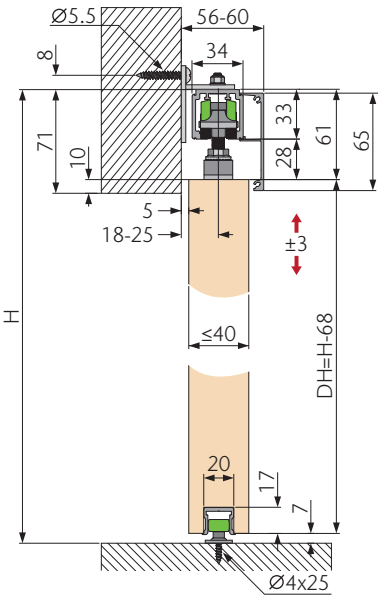

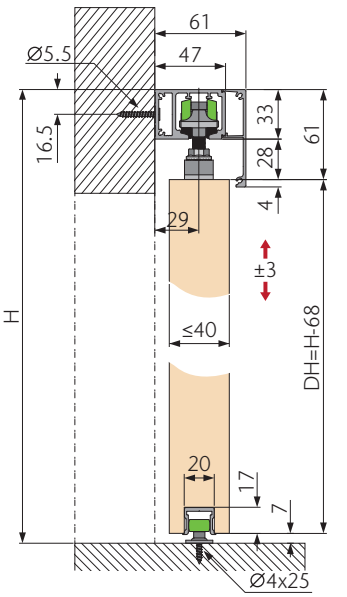

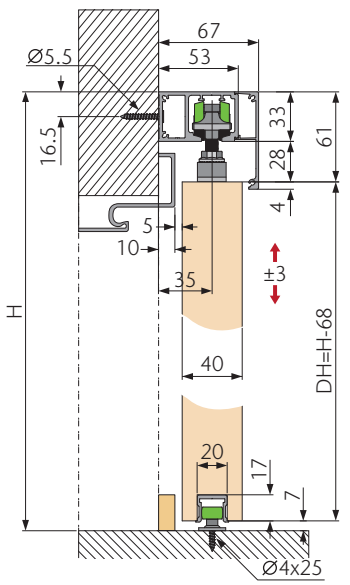

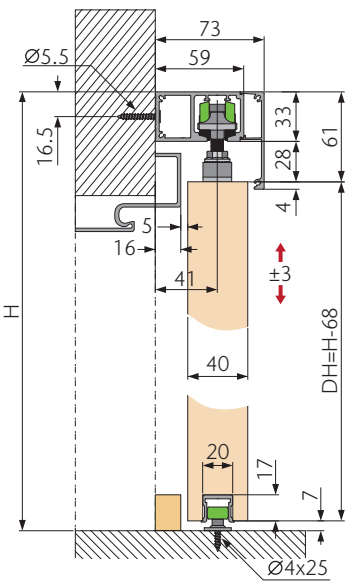

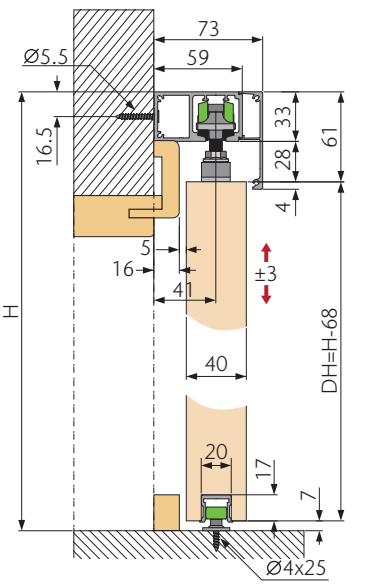

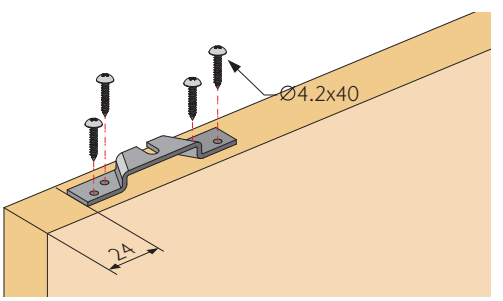

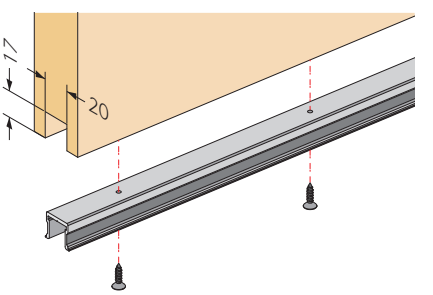

opk Spaceship W Wandmontage / Wall Mounting

		kg		Art.-Nr./*No.*
		≤80	≥580	03-011-103-200

Konfiguration für 1 Tür
Configuration for 1 door

Laufwerk 2-Wege Dämpfer *Running part with two-way damper*		1
Laufwerk *Running part (roller)*		1
Aktivator *Activator*		2
Aufhängung Holz *Suspension bracket wood*		2
Bodenführung 1 Rolle Holz *Floor guide 1 roller wood*		1
Endkappe Führungsschiene *Cover cap guiding track*		2
Zubehörset Holz *Accessories wood*		1

opk Spaceship W Wall Mounting Kit
(incl. running, guiding track and cover cap)

Kit Art.-Nr./*No.*	03-011-15A-A20	03-011-15A-B20	03-011-15A-C20	QTY
Endkappe Laufschiene 47/53/59 *Cover cap running track 47/53/59*	47x65	53x65	59x65	2
Laufschiene 47/53/59 clip-in Blende (2050mm) *Running track 47/53/59 click in cover (2050mm)*	47	53	59	1
Blende 65 mm (2050mm) *Decorative cover (2050mm)*	65	65	65	1
Führungsschiene Holz (1250mm) *Guiding track wood (1250mm)*				1
Konfiguration für 1 Tür *Configuration for 1 door (whole set fittings of 03-011-103-200)*				1

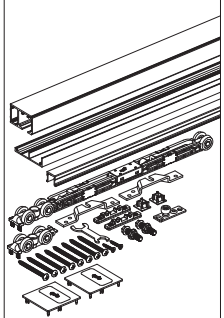

Bau Systeme
Building systems

opk Spaceship G Wandmontage / Wall Mounting

Technische Zeichnung

Technical drawing

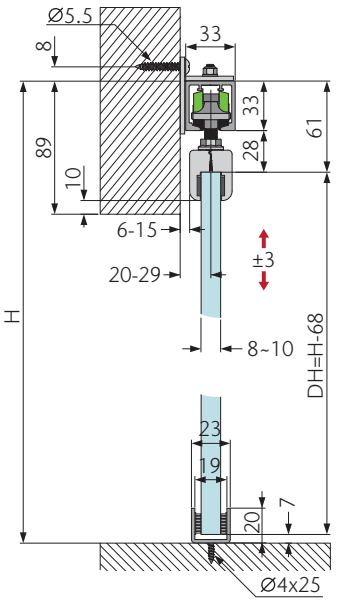

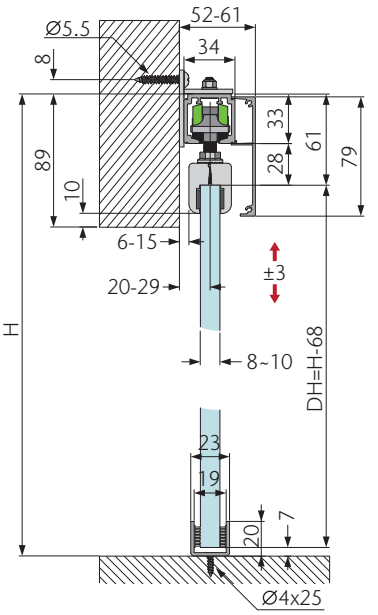

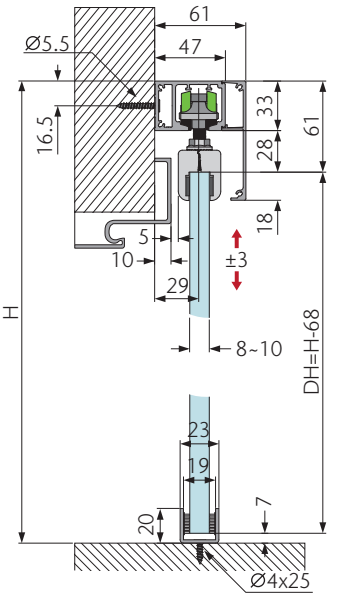

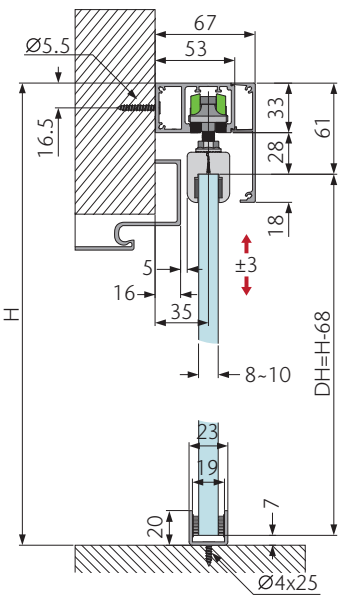

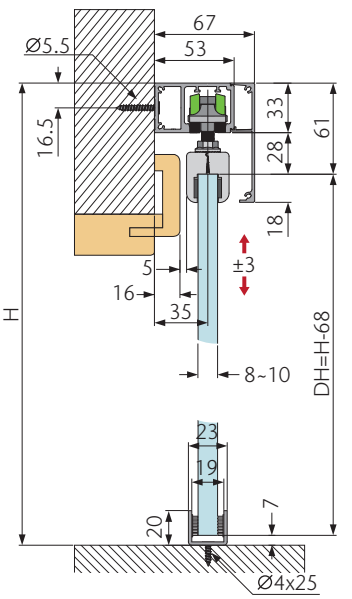

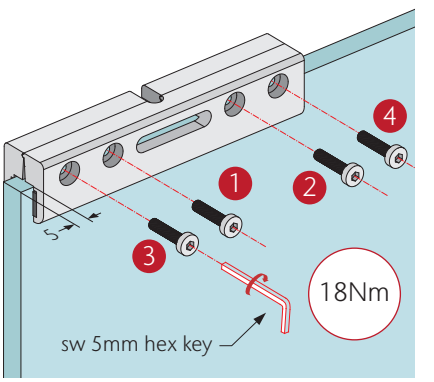

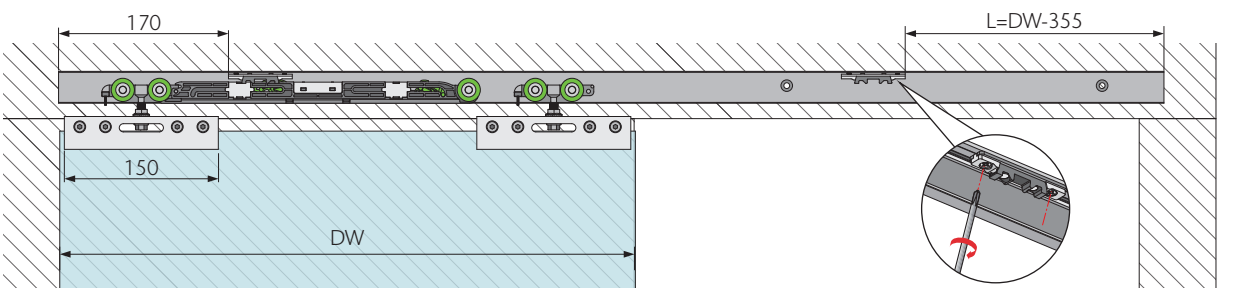

opk Spaceship G Wandmontage / Wall Mounting

		kg		Art.-Nr./*No.*
		≤80	≥580	03-011-303-200

Konfiguration für 1 Tür

Configuration for 1 door

Laufwerk 2-Wege Dämpfer *Running part with two-way damper*		1
Laufwerk *Running part (roller)*		1
Aktivator *Activator*		2
Klemmschuh Glas 8/10 mm *Glass clamp*		2
Bodenführung Glas inkl. Filz *Floor guide glass incl. fleece*		1
Zubehörset Glas *Accessories glass*	x1 x1 x2	1

opk Spaceship G Wall Mounting Kit

(incl. running track and cover cap)

Kit Art.-Nr./*No.*	03-011-35B-A20	03-011-35B-B20	QTY
Endkappe Laufschiene 47/53 *Cover cap running track 47/53*	47x79	53x79	2
Laufschiene 47/53 clip-in Blende (2050mm) *Running track 47/53 click in cover (2050mm)*	47	53	1
Blende 79 mm (2050mm) *Decorative cover (2050mm)*	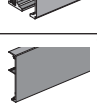 79	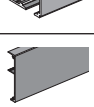 79	1
Konfiguration für 1 Tür *Configuration for 1 door (whole set fittings of 03-011-303-200)*			1

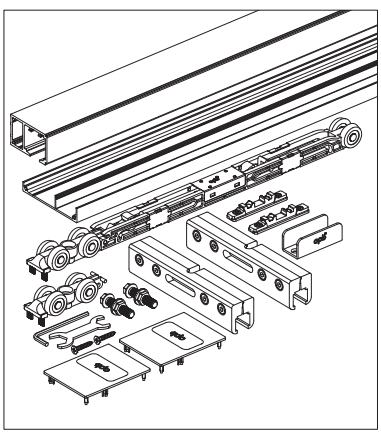

Bau Systeme
Building systems

opk Spaceship W/G Wandmontage / Wall Mounting

Schienen, Zubehör
Tracks, Accessories

Produktbeschreibung *Description*		**Material** *Material*	**Farbe** *Finish*	**Länge** *Length (mm)*	**Art.-Nr./*No.***
Laufschiene 33 mm *Running track*	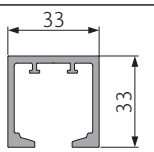	**Aluminium eloxiert** *Anodized aluminium*	**Silber** Silver	2050	03-016-252-E20
				2500	03-016-252-E25
				3500	03-016-252-E35
				5800	03-016-252-E58
Laufschiene clip-in Blende *Running track click in cover*	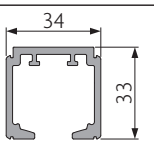	**Aluminium eloxiert** *Anodized aluminium*	**Silber** Silver	2050	03-016-252-H20
				2500	03-016-252-H25
				3500	03-016-252-H35
				5800	03-016-252-H58
Laufschiene 47 clip-in Blende *Running track 47 click in cover*	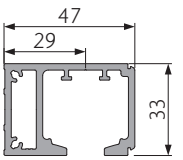	**Aluminium eloxiert** *Anodized aluminium*	**Silber** Silver	2050	03-016-251-A20
				2500	03-016-251-A25
				3500	03-016-251-A35
				5800	03-016-251-A58
Laufschiene 53 clip-in Blende *Running track 53 click in cover*	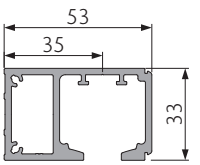	**Aluminium eloxiert** *Anodized aluminium*	**Silber** Silver	2050	03-016-251-B20
				2500	03-016-251-B25
				3500	03-016-251-B35
				5800	03-016-251-B58
Laufschiene 59 clip-in Blende *Running track 59 click in cover*	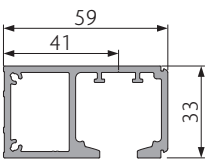	**Aluminium eloxiert** *Anodized aluminium*	**Silber** Silver	2050	03-016-251-C20
				2500	03-016-251-C25
				3500	03-016-251-C35
				5800	03-016-251-C58
Verbinder Laufschiene *Connecting bracket*	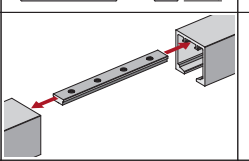	**Aluminium** *Aluminium*	**Roh** Raw	100	03-015-000-400
Blende 65 mm *Decorative cover*	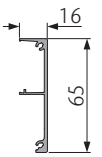	**Aluminium eloxiert** *Anodized aluminium*	**Silber** Silver	2050	03-016-25A-020
				2500	03-016-25A-025
				3500	03-016-25A-035
				5800	03-016-25A-058
Blende 79 mm *Decorative cover*	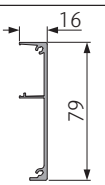	**Aluminium eloxiert** *Anodized aluminium*	**Silber** Silver	2050	03-016-25B-020
				2500	03-016-25B-025
				3500	03-016-25B-035
				5800	03-016-25B-058

opk Spaceship W/G Wandmontage / Wall Mounting

Schienen, Zubehör
Tracks, Accessories

Produktbeschreibung *Description*		Material *Material*	Farbe *Finish*	Länge *Length (mm)*	Art.-Nr./*No.*
Halterung Holzblende *Bracket wood cover*	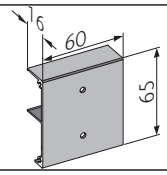	**Aluminium eloxiert** *Anodized aluminium*	**Silber** Silver	60	03-016-25D-000
Führungsschiene Holz *Guiding track wood*	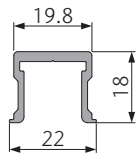	**Aluminium** *Aluminium*	**Roh** Raw	1250	03-017-100-012
				2500	03-017-100-025
Wandmontagewinkel *Wall mounting angle*		**Edelstahl** *Stainless steel*		Set	03-015-000-300
Endkappe Laufschiene 33 *Cover cap running track 33*		**Kunststoff** Plastic	**Schwarz** Black	1 Set	03-016-30C-E00
Endkappe Laufschiene 47x65 *Cover cap running track 47x65*		**Kunststoff** Plastic	**Schwarz** Black	1 Set	03-016-30A-A00
Endkappe Laufschiene 47x79 *Cover cap running track 47x79*		**Kunststoff** Plastic	**Schwarz** Black	1 Set	03-016-30B-A00
Endkappe Laufschiene 53x65 *Cover cap running track 53x65*		**Kunststoff** Plastic	**Schwarz** Black	1 Set	03-016-30A-B00
Endkappe Laufschiene 53x79 *Cover cap running track 53x79*		**Kunststoff** Plastic	**Schwarz** Black	1 Set	03-016-30B-B00
Endkappe Laufschiene 59x65 *Cover cap running track 59x65*		**Kunststoff** Plastic	**Schwarz** Black	1 Set	03-016-30A-C00

Bau Systeme
Building systems

opk Spaceship W/G Wandmontage / Wall Mounting

Schienen, Zubehör
Tracks, Accessories

Produktbeschreibung *Description*		**Material** *Material*	**Farbe** *Finish*	**Länge** *Length (mm)*	**Art.-Nr./*No.***
Endkappe Laufschiene 33 *Cover cap running track 33*		**Kunststoff** Plastic	**Silber** Silver	1 Set	03-016-34C-E00
Endkappe Laufschiene 47x65 *Cover cap running track 47x65*		**Kunststoff** Plastic	**Silber** Silver	1 Set	03-016-34A-A00
Endkappe Laufschiene 47x79 *Cover cap running track 47x79*		**Kunststoff** Plastic	**Silber** Silver	1 Set	03-016-34B-A00
Endkappe Laufschiene 53x65 *Cover cap running track 53x65*		**Kunststoff** Plastic	**Silber** Silver	1 Set	03-016-34A-B00
Endkappe Laufschiene 53x79 *Cover cap running track 53x79*		**Kunststoff** Plastic	**Silber** Silver	1 Set	03-016-34B-B00
Endkappe Laufschiene 59x65 *Cover cap running track 59x65*		**Kunststoff** Plastic	**Silber** Silver	1 Set	03-016-34A-C00

opk E-SPACE

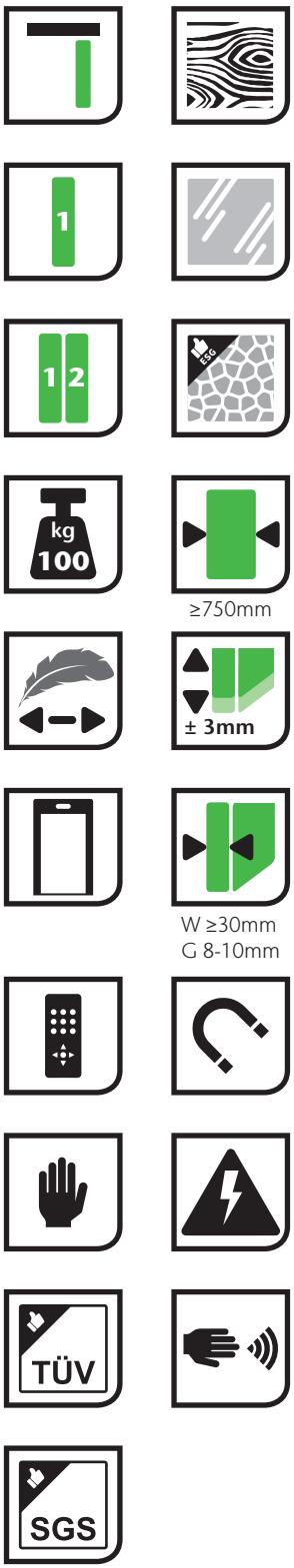
1
1 2
kg
100
≥750mm
± 3mm
W ≥30mm
G 8-10mm
TÜV
SGS

BEAUTIFUL LIFE
HAPPY LIFE

opk E-Space

Technische Zeichnung
Technical drawing

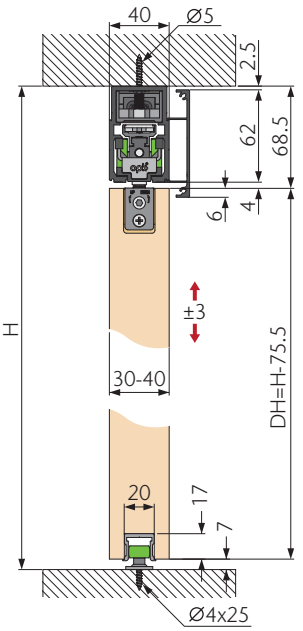

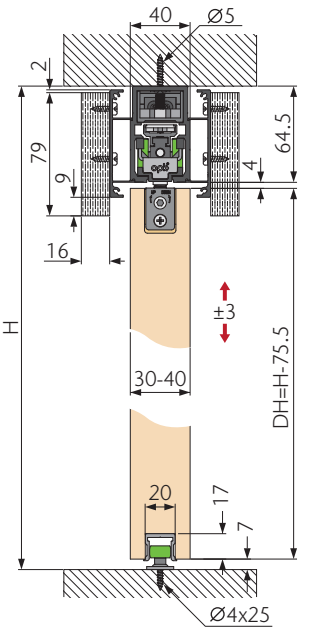

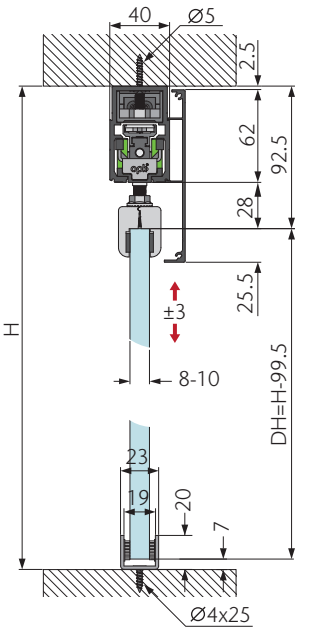

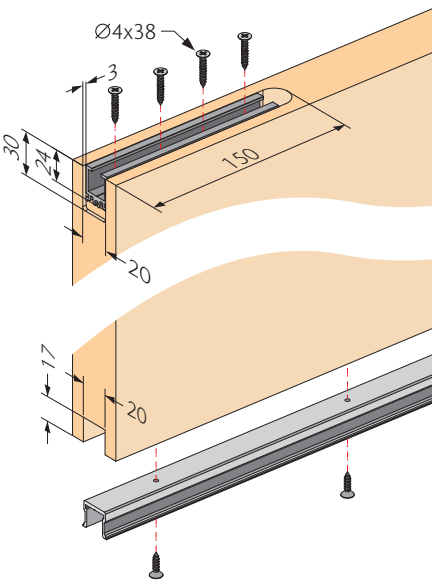

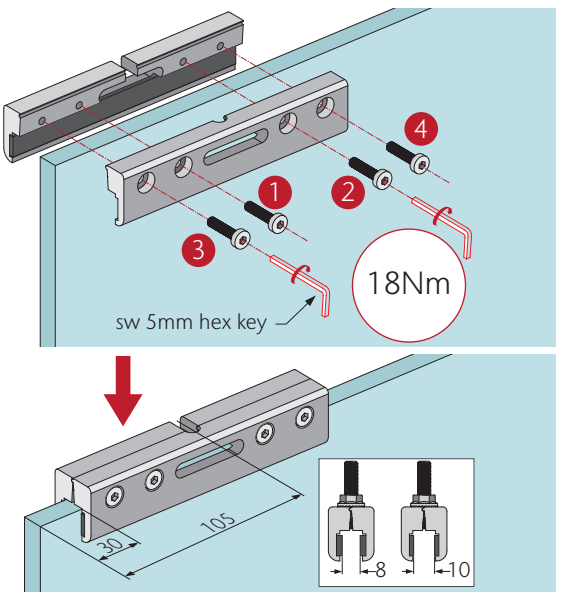

Wood

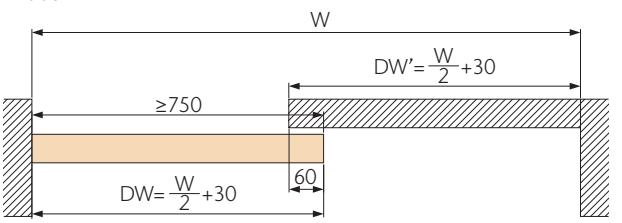

Glass

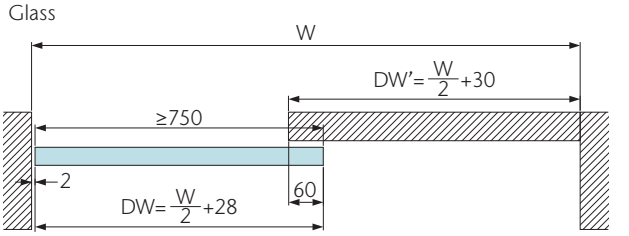

opk E-Space

Magnetantrieb
Magnetic driving system

	kg		One door system Standard length (mm)	One door system Length available for (mm)	Serie E88	1 Art. Nr./No.	1 2 Art. Nr./No.
	≤100	≥750	2000	1400-2000	E88-C2000	03-111-280-020	2x 03-111-280-020
			2700	2000-2700	E88-C2700	03-111-280-027	2x 03-111-280-027
			3400	2700-3400	E88-C3400	03-111-280-034	2x 03-111-280-034

Für die Synchronisation zweier Magnetantriebe benötigen Sie ein Verbindungskabel.
For the synchronisation of two magnetic drives you need a connecting cable.

Konfiguration Holz/Glas
Configuration for fittings wood/glass

1 One door system Art. No. | 1 2 Two doors system Art. No.

				1 One door system Art. No.	1 2 Two doors system Art. No.
opk E-Space Wood Minimal	**Aufhängung Minimal Holz** *Minimal bracket wood*		2	03-111-200-000	4	2x 03-111-200-000
	Bodenführung 1 Rolle Holz *Floor guide 1 roller wood*		1		2	
	Endkappe Führungsschiene *Cover cap guiding track*		2		4	
	Schienenreiniger *Brusher for track*		1		2	
	Zubehörset Holz *Accessories wood*	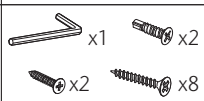	1		2	

Konfiguration Glas
Configuration for fittings glass

1 One door system Art. No. | 1 2 Two doors system Art. No.

				1 One door system Art. No.	1 2 Two doors system Art. No.
opk E-Space Glass	**Klemmschuh Glas 8/10 mm** *Glass clamp*		2	03-111-300-000	4	2x 03-111-300-000
	Bodenführung Glas inkl. Filz *Floor guide glass incl. fleece*		1		2	
	Schienenreiniger *Brusher for track*		1		2	
	Zubehörset Glas *Accessories glass*	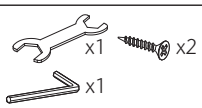	1		2	

opk E-Space

Schienen, Zubehör
Tracks, Accessories

Produktbeschreibung *Description*		**Material** *Material*	**Farbe** *Finish*	**Länge** *Length (mm)*	**Art.-Nr./*No.***
Blende für Holztüre *Decorative cover* LIEFERBAR AB 01.10.2020 AVAILABLE FROM		**Aluminium eloxiert** *Anodized aluminium*	**Silber** Silver	2000	03-111-25A-020
				2700	03-111-25A-027
				3400	03-111-25A-034
Blende für Glastüre *Decorative cover* LIEFERBAR AB 01.10.2020 AVAILABLE FROM	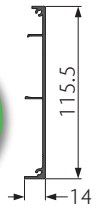	**Aluminium eloxiert** *Anodized aluminium*	**Silber** Silver	2000	03-111-25B-020
				2700	03-111-25B-027
				3400	03-111-25B-034
Halterung Holzblende *Bracket wood cover* LIEFERBAR AB 01.10.2020 AVAILABLE FROM	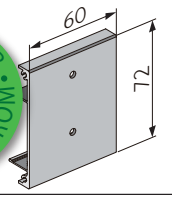	**Aluminium eloxiert** *Anodized aluminium*	**Silber** Silver	60	03-111-25D-000
Führungsschiene Holz *Guiding track wood*	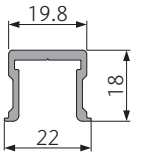	**Aluminium** *Aluminium*	**Roh** Raw	1250	03-017-100-012
				2500	03-017-100-025

opk E-Space

Optional
Optional

LIEFERBAR AB 01.10.2020 AVAILABLE FROM

			Art.-Nr./*No.*
Infrarotsensor *Sensor(top mounting)*		1	03-115-200-000
Infrarotsensor hoher Sockel *Sensor(wall mounting)*		1	03-115-200-100
Sensor auf Oberfläche *Smart sensor(surface mounting)*		1	03-115-250-100
Sensor eingelassen *Smart sensor(Concealed mounting)*		1	03-115-250-200
Fernbedienung *Remote control*		1	03-115-250-500
Verbindungskabel für Synchronisation *Connecting wire for synchro*	**für Magnetantrieb E88-C** *for Magnetic driving system E88-C*	1	03-115-100-050

Infrarotsensor *Sensor(top mounting)* 	**Produktabmessung** *Product dimension* 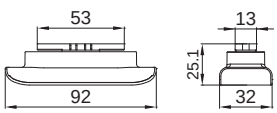	**Erfassungsbereich** *Sensing range* 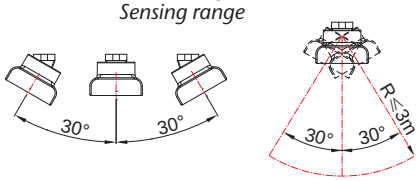	**Erfassungs-bereich** *Sensing range≤3000 mm*
Infrarotsensor hoher Sockel *Sensor(wall mounting)* 	**Produktabmessung** *Product dimension* 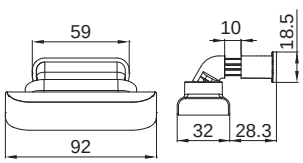	**Erfassungsbereich** *Sensing range* 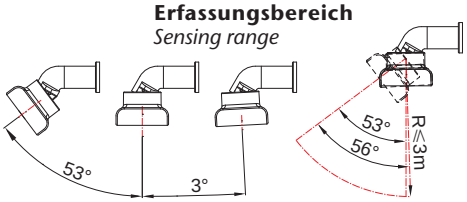	**Montagehöhe** *Mounting height≤3000 mm*

Bau Systeme
Building systems

Bau Systeme
Building Systems

Inhaltsverzeichnis
Content

opk Navigator W 2	90-92
opk Navigator W 3	93-94
opk Navigator W 4	95-96

opk NAVIGATOR W

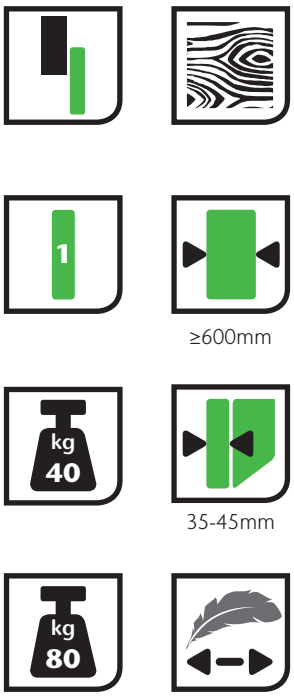

opk Navigator W 2

Technische Zeichnung
Technical drawing

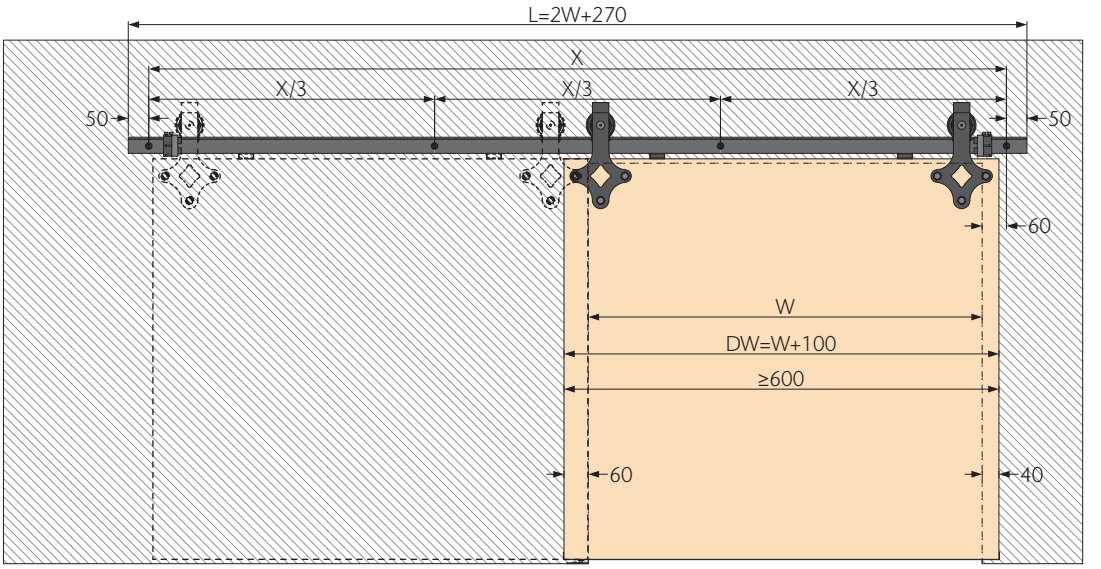

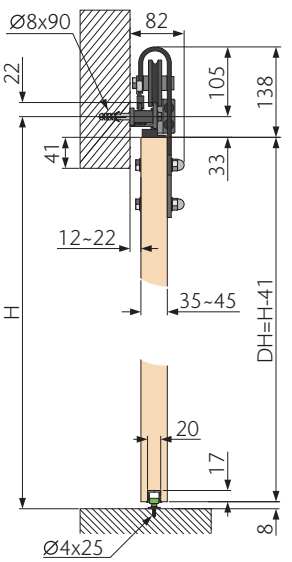

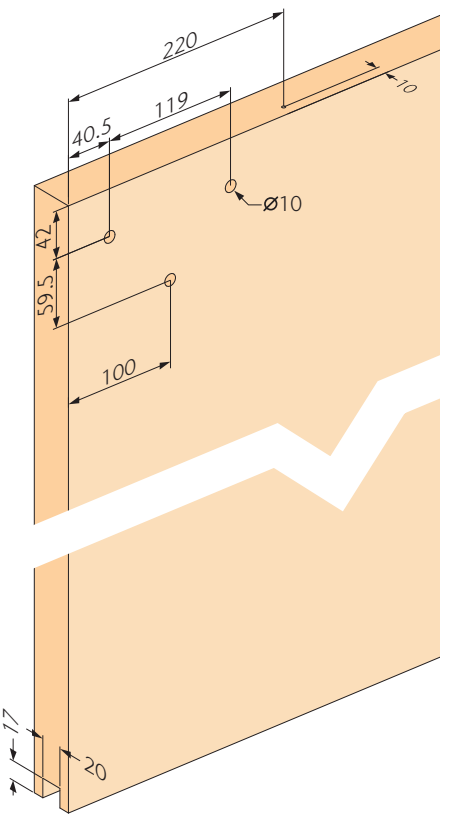

opk Navigator W 2

		kg		Art.-Nr./*No.*
	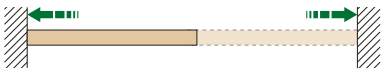	≤40	≥600	03-221-103-400
		≤80		03-221-103-200

Konfiguration für 1 Tür
Configuration for 1 door

Laufwerk *Running part*		2
Dämpfer *Damper*		2
Bodenführung 1 Rolle Holz *Floor guide 1 roller wood*		1
Aushängesicherung *Anti-jump stopper*		2
Stopper *Stopper*		1 pair
Endkappe Laufschiene *Cover cap running track*		1 pair
Endkappe Führungsschiene *Cover cap guiding track*		2
Zubehörset Nav_2 *Accessories nav_2*	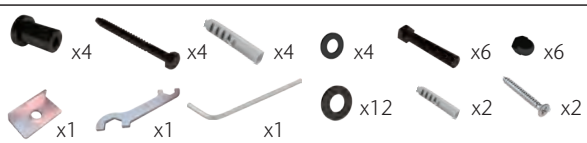	1

Schienen, Zubehör
Tracks, Accessories

Produktbeschreibung *Description*		**Material** *Material*	**Farbe** *Finish*	**Länge** *Length (mm)*	**Art.-Nr./*No.***
Laufschiene *Running track*	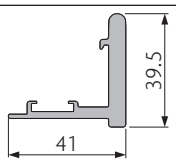	**Aluminium eloxiert** *Anodized aluminium*	**Schwarz** Black	2000	03-206-280-020
				2500	03-206-280-025
Führungsschiene Holz *Guiding track wood*	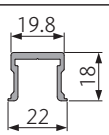	**Aluminium** *Aluminium*	**Roh** Raw	1250	03-017-100-012
				2500	03-017-100-025

opk Navigator W 3

Technische Zeichnung
Technical drawing

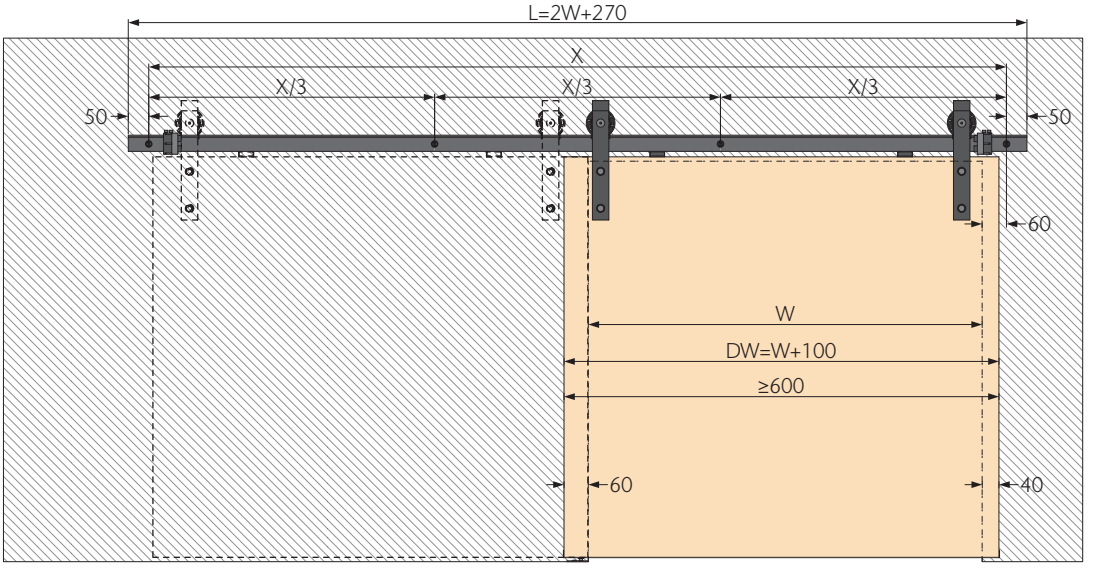

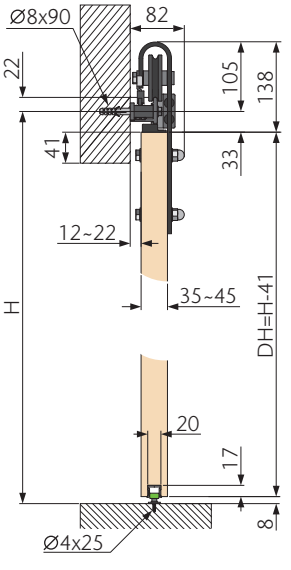

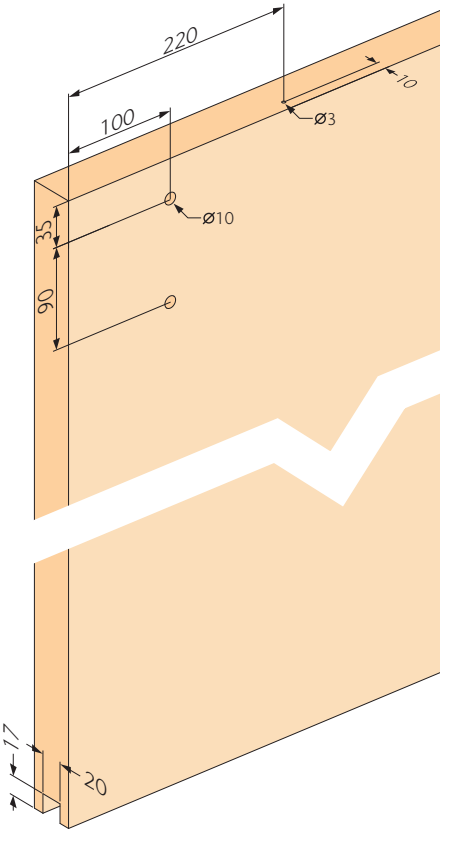

opk Navigator W 3

		kg		Art.-Nr./*No.*
	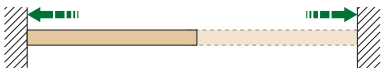	≤40	≥600	03-231-103-400
		≤80		03-231-103-200

Konfiguration für 1 Tür
Configuration for 1 door

Laufwerk *Running part*		2
Dämpfer *Damper*		2
Bodenführung 1 Rolle Holz *Floor guide 1 roller wood*		1
Aushängesicherung *Anti-jump stopper*		2
Stopper *Stopper*		1 pair
Endkappe Laufschiene *Cover cap running track*		1 pair
Endkappe Führungsschiene *Cover cap guiding track*		2
Zubehörset Nav_3 *Accessories nav_3*	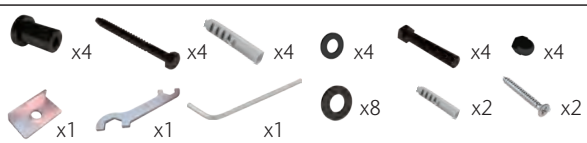	1

Schienen, Zubehör
Tracks, Accessories

Produktbeschreibung *Description*		**Material** *Material*	**Farbe** *Finish*	**Länge** *Length (mm)*	**Art.-Nr./*No.***
Laufschiene *Running track*	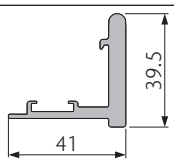	**Aluminium eloxiert** *Anodized aluminium*	**Schwarz** Black	2000	03-206-280-020
				2500	03-206-280-025
Führungsschiene Holz *Guiding track wood*	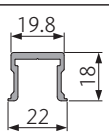	**Aluminium** *Aluminium*	**Roh** Raw	1250	03-017-100-012
				2500	03-017-100-025

opk Navigator W 4

Technische Zeichnung
Technical drawing

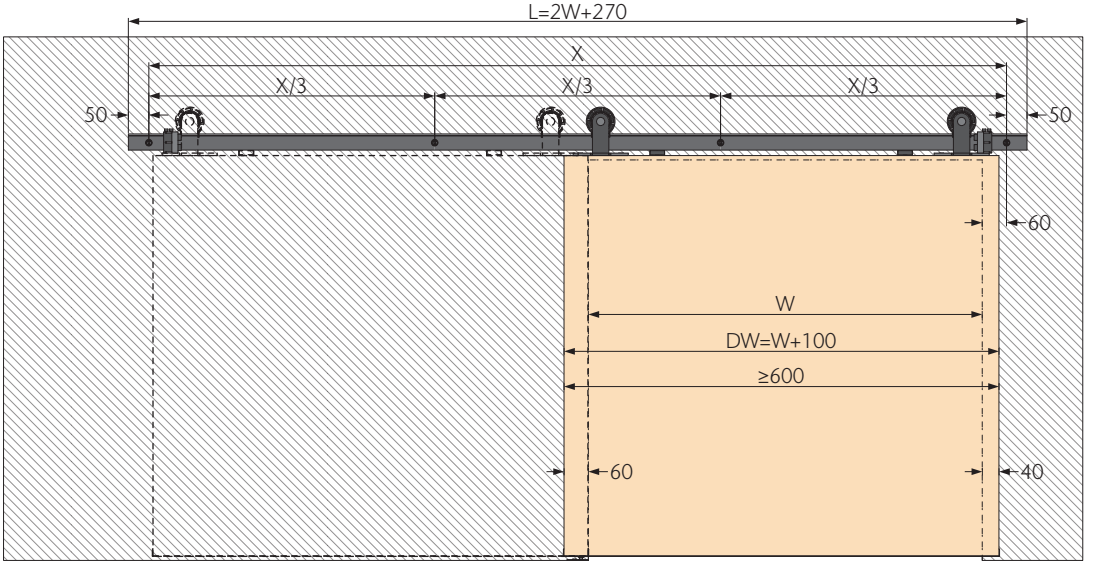

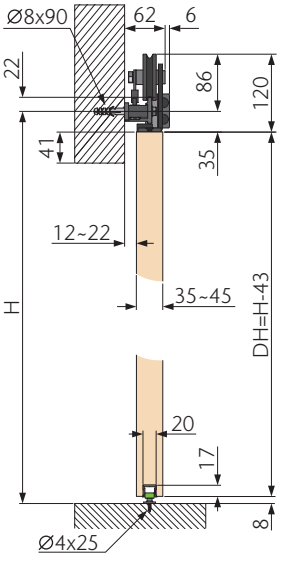

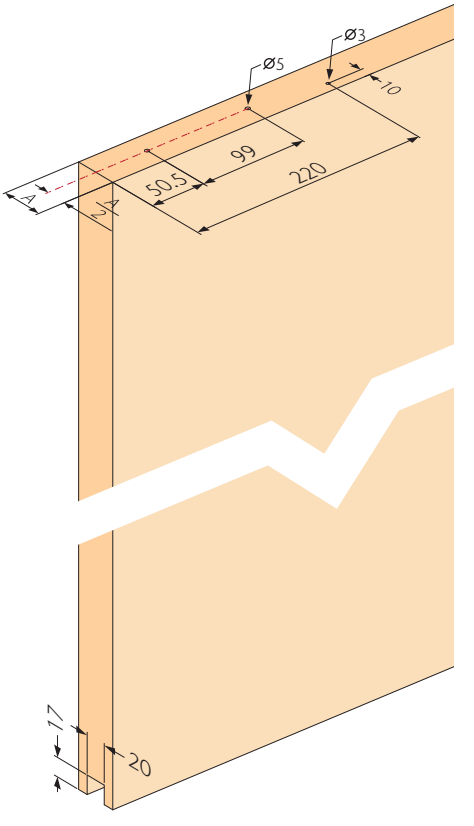

opk Navigator W 4

		kg		Art.-Nr./*No.*
	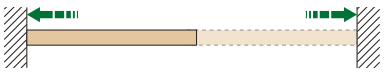	≤40	≥600	03-241-103-400
		≤80		03-241-103-200

Konfiguration für 1 Tür
Configuration for 1 door

Laufwerk *Running part*		2
Dämpfer *Damper*		2
Bodenführung 1 Rolle Holz *Floor guide 1 roller wood*		1
Aushängesicherung *Anti-jump stopper*		2
Stopper *Stopper*		1 pair
Endkappe Laufschiene *Cover cap running track*		1 pair
Endkappe Führungsschiene *Cover cap guiding track*		2
Zubehörset Nav_4 *Accessories nav_4*	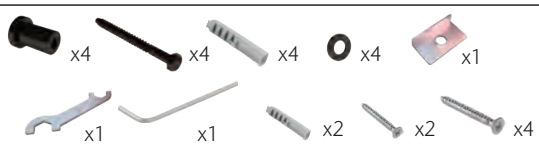	1

Schienen, Zubehör
Tracks, Accessories

Produktbeschreibung *Description*		**Material** *Material*	**Farbe** *Finish*	**Länge** *Length (mm)*	**Art.-Nr./*No.***
Laufschiene *Running track*	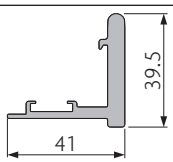	**Aluminium eloxiert** *Anodized aluminium*	**Schwarz** Black	2000	03-206-280-020
				2500	03-206-280-025
Führungsschiene Holz *Guiding track wood*	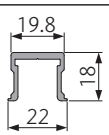	**Aluminium** *Aluminium*	**Roh** Raw	1250	03-017-100-012
				2500	03-017-100-025

opk Qualitätsmanagement / quality management

Als führender Hersteller von Schiebetürsystemen mit dem Fokus auf Möbel-, Bau- und Raumtrennbeschlägen haben wir einen hohen internationalen Qualitätsanspruch.

- In unserem eigenem Prüfzentrum und in enger Zusammenarbeit mit der SGS werden alle Systeme nach den erforderlichen Prüfnormen getestet und zertifiziert.
- Die Zertifikate wurden von der SGS einem der weltweit führenden Unternehmen in den Bereichen Prüfen, Testen, Verifizieren ausgestellt.
- Seit 1920 ist die SGS mit Inspektions-, Überwachungs- und Prüfdiensten auf dem deutschen Markt aktiv. In Deutschland sorgen heute rund 3.000 Mitarbeiter an 40 Standorten auf allen Stufen der Wertschöpfungskette für mehr Sicherheit, mehr Effizienz und mehr Qualität.
- opk besitzt über 220 Patente und mehr als 100 Zertifikate.

SGS

Certificate No.: SDHLV19120029FT Date of Issue: Dec.18, 2019

Test Certificate

This certificate confirms that the

SMART SLIDING DOOR SYSTEM:
(E-SPACE, E-CRUISER, E-OCEAN)

Supplied by

ZHONGSHAN OPIKE HARDWARE PRODUCT CO., LTD.
(Address: BUILDING 5、6 NO. 46 GUANGFU ROAD, YONGNING, XIAOLAN TOWN, ZHONGSHAN CITY, GD, CHINA)

has been tested at SGS-CSTC Standards Technical Services Co., Ltd. Shunde Hardlines Lab. and successfully satisfied the applicable test requirements from:

EN1527:2013

Classification:	---	6	2	---	1	2	---	1	2

Additional 400000 cycles durability test

According to the standard the SMART SLIDING DOOR SYSTEM is therefore considered to be functionally suitable and sufficiently strength and durability for horizontal sliding door use as a sliding door fitting for up to 100 kg loading weight and up to 500000 cycles durability.

Report Reference: SDHL1909017501FT

Signed for and on behalf of
Shunde Branch
SGS-CSTC Co., Ltd.

Bill Wang
Approved signatory

This certificate is only valid for the sample(s) supplied and tested at the time, in conjunction with the test data detailed in the report reference. It is not permitted to use SGS logo on product or any other document. Copyright of this certificate is owned by SGS-CSTC Shunde Hardlines lab. and shall not be reproduced except in full, without written approval of the company. This certificate refers to the General Conditions for Inspection and Testing Services printed.

SGS-CSTC Standards Technical Services Co., Ltd. Shunde Hardlines Lab.
Building 1 of European Industry Park, No. 1 Shunhexin Road, Wusha Section, Daliang Town, Shunde of Foshan, Guangdong Province, China, 528333

As a leading manufacturer of sliding door systems with a focus on furniture, construction and partition fittings, we have high international quality standards.

- *In our own test centre and in close cooperation with SGS, all systems are tested and certified according to the required test standards.*
- *The certificates have been issued by SGS, a world leader in testing, inspection, verification.*
- *Since 1920 SGS has been active in the German market with inspection, monitoring and testing services. In Germany today, around 3,000 employees at 40 locations at all stages of the value chain ensure more safety, more efficiency and more quality.*
- *opk holds over 220 patents and more than 100 certificates.*

Mr. Xu
Owner

Michael Müller
Managing Director

Artikelnummernverzeichnis

Item number directory

opk Art.-Nr./*No.*	Meesenburg Art.-Nr./*No.*	Katalogseite *Catalog page*
01-161-300-001	0009082184	8
01-161-000-001	0009082143	10
01-166-250-225	0009082185	11
01-167-250-225	0009082186	11
01-168-750-025	0009082187	11
01-168-850-025	0009082188	11
01-011-101-001	0009074261	14,16
01-011-102-001	0009074262	14,16
01-011-103-001	0009074263	14,16
01-013-100-400	0009082189	16
01-011-202-001	0009074265	18
01-011-203-001	0009074266	18
01-016-299-225	0009074276	19
01-016-299-235	0009074277	19
01-016-299-258	0009074278	19
01-016-250-225	0009074270	19
01-016-250-235	0009074271	19
01-016-250-258	0009074272	19
01-016-250-125	0009074267	19
01-016-250-135	0009074268	19
01-016-250-158	0009074269	19
01-016-250-425	0009074273	19
01-016-250-435	0009074274	19
01-016-250-458	0009074275	19
01-017-250-125	0009074279	19
01-017-250-135	0009074280	19
01-017-250-158	0009074281	19
01-491-102-115	0009074283	22
01-491-101-100	0009074282	22
01-491-102-130	0009074284	22
01-497-250-125	0009074294	23
01-497-250-135	0009074295	23
01-497-250-425	0009074297	23
01-497-250-435	0009074298	23
01-497-250-525	0009074300	23
01-497-250-535	0009074301	23
01-496-250-125	0009074285	23
01-496-250-135	0009074286	23
01-496-250-425	0009074288	23
01-496-250-435	0009074289	23
01-496-250-525	0009074291	23
01-496-250-535	0009074292	23
01-451-002-400	0009082191	26
01-451-002-430	0009082193	26
01-451-002-500	0009082192	28
01-451-002-530	0009082194	28
01-458-250-025	0009082195	29
01-456-250-425	0009082196	29
01-456-250-435	0009082197	29
01-456-250-458	0009082198	29
01-456-250-525	0009082199	29
01-456-250-535	0009082200	29
01-456-250-558	0009082201	29
01-751-102-130	0009082202	32
01-751-103-150	0009082203	34
01-757-250-225	0009082207	35

opk Art.-Nr./*No.*	Meesenburg Art.-Nr./*No.*	Katalogseite *Catalog page*
01-756-250-225	0009082206	35
01-756-250-125	0009082204	35
01-756-250-135	0009082205	35
01-758-850-425	0009082209	35
01-758-850-435	0009082210	35
01-758-804-400	0009082208	35
01-971-000-000	0009082211	38
01-971-000-001	0009082212	39
01-211-103-002	0009074303	42
01-211-103-003	0009074304	44
01-218-206-018	0009074311	45
01-217-250-225	0009074308	45
01-217-250-235	0009074309	45
01-217-250-258	0009074310	45
01-216-250-225	0009074305	45
01-216-250-235	0009074306	45
01-216-250-258	0009074307	45
01-218-B07-325	0009082216	45
01-218-A04-325	0009082213	45
01-218-A05-325	0009082214	45
01-218-A07-325	0009082215	45
01-218-C04-325	0009082217	45
01-218-C05-325	0009082218	45
01-218-C07-325	0009082219	45
02-051-103-150	0009082306	50,51,52
02-051-112-351	0009082307	52
02-051-113-351	0009082308	52
02-051-312-351	0009082312	56
02-051-313-351	0009082313	56
02-058-103-025	0009082326	57
02-058-106-025	0009082327	57
02-058-803-625	0009082343	57
02-058-803-635	0009082344	57
02-058-803-658	0009082345	57
02-058-850-625	0009082349	57
02-058-850-635	0009082350	57
02-058-850-658	0009082351	57
02-058-703-725	0009082331	57
02-058-703-735	0009082332	57
02-058-703-758	0009082333	57
02-058-750-725	0009082337	57
02-058-750-735	0009082338	57
02-058-750-758	0009082339	57
02-058-703-025	0009082328	57
02-058-703-035	0009082329	57
02-058-703-058	0009082330	57
02-058-750-025	0009082334	57
02-058-750-035	0009082335	57
02-058-750-058	0009082336	57
02-058-803-325	0009082340	57
02-058-803-335	0009082341	57
02-058-803-358	0009082342	57
02-058-850-325	0009082346	57
02-058-850-335	0009082347	57
02-058-850-358	0009082348	57
02-057-203-225	0009082320	58

Artikelnummernverzeichnis

Item number directory

opk Art.-Nr./*No.*	Meesenburg Art.-Nr./*No.*	Katalogseite *Catalog page*
02-057-203-235	0009082321	58
02-057-203-258	0009082322	58
02-057-250-225	0009082323	58
02-057-250-235	0009082324	58
02-057-250-258	0009082325	58
02-056-203-225	0009082314	58
02-056-203-235	0009082315	58
02-056-203-258	0009082316	58
02-056-250-225	0009082317	58
02-056-250-235	0009082318	58
02-056-250-258	0009082319	58
03-011-102-E20	0009082221	64
03-011-103-200	0009082220	64,78
03-011-203-200	0009082222	66
03-011-202-E20	0009082223	66
03-011-303-200	0009082224	68,80
03-016-25A-020	0009082234	69,81
03-016-25A-025	0009082235	69,81
03-016-25A-035	0009082236	69,81
03-016-25A-058	0009082237	69,81
03-016-25B-020	0009082238	69,81
03-016-25B-025	0009082239	69,81
03-016-25B-035	0009082240	69,81
03-016-25B-058	0009082241	69,81
03-016-252-E20	0009082225	69,81
03-016-252-E25	0009082226	69,81
03-016-252-E35	0009082227	69,81
03-016-252-E58	0009082228	69,81
03-016-252-H20	0009082229	69,81
03-016-252-H25	0009082230	69,81
03-016-252-H35	0009082231	69,81
03-016-252-H58	0009082232	69,81
03-016-30C-E00	0009082274	69,82
03-016-25D-000	0009082242	69,82
03-011-703-200	0009082245	72
03-011-603-200	0009082246	74
03-016-252-G17	0009082248	75
03-016-252-G20	0009082249	75
03-016-252-G25	0009082250	75
03-016-252-G30	0009082251	75
03-016-252-F17	0009082252	75
03-016-252-F20	0009082253	75
03-016-252-F25	0009082254	75
03-016-252-F30	0009082255	75
03-011-15A-A20	0009082256	78
03-011-15A-B20	0009082257	78
03-011-15A-C20	0009082258	78
03-011-35B-A20	0009082259	80
03-011-35B-B20	0009082260	80
03-016-251-A20	0009082261	81
03-016-251-A25	0009082262	81
03-016-251-A35	0009082263	81
03-016-251-A58	0009082264	81
03-016-251-B20	0009082265	81
03-016-251-B25	0009082266	81
03-016-251-B35	0009082267	81

opk Art.-Nr./*No.*	Meesenburg Art.-Nr./*No.*	Katalogseite *Catalog page*
03-016-251-B58	0009082268	81
03-016-251-C25	0009082270	81
03-016-251-C35	0009082271	81
03-016-251-C58	0009082272	81
03-016-251-C20	0009082269	81
03-016-30A-A00	0009082275	82
03-016-30B-A00	0009082276	82
03-016-30A-B00	0009082277	82
03-016-30B-B00	0009082278	82
03-016-30A-C00	0009082279	82
03-015-000-300	0009082273	82
03-016-34C-E00	0009082280	83
03-016-34A-A00	0009082281	83
03-016-34B-A00	0009082282	83
03-016-34A-B00	0009082283	83
03-016-34B-B00	0009082284	83
03-016-34A-C00	0009082285	83
03-111-300-000	0009082290	86
03-111-200-000	0009082289	86
03-111-280-020	0009082286	86
03-111-280-027	0009082287	86
03-111-280-034	0009082288	86
03-221-103-400	0009082296	92
03-221-103-200	0009082297	92
03-231-103-400	0009082298	94
03-231-103-200	0009082299	94
03-241-103-400	0009082300	96
03-241-103-200	0009082301	96
01-104-908-000	0009082190	19,23,35,45
02-051-101-100	0009082304	50,51,52
02-051-102-150	0009082305	50,51,52
02-051-302-150	0009082310	54,55,56
02-051-303-150	0009082311	54,55,56
02-051-301-150	0009082309	54,55,56
03-015-000-400	0009082233	69,75,81
03-017-100-012	0009082243	69,75,82,87,92,94
03-017-100-025	0009082244	69,75,82,87,92,94
03-206-280-020	0009082302	92,94,96
03-206-280-025	0009082303	92,94,96
02-055-900-50	0009083502	57
03-015-003-000	0009083501	75
03-111-25A-020	ab 01.10.2020	87
03-111-25A-027	ab 01.10.2020	87
03-111-25A-034	ab 01.10.2020	87
03-111-25B-020	ab 01.10.2020	87
03-111-25B-027	ab 01.10.2020	87
03-111-25B-034	ab 01.10.2020	87
03-111-25D-000	ab 01.10.2020	87
03-115-200-000	ab 01.10.2020	88
03-115-200-100	ab 01.10.2020	88
03-115-250-100	ab 01.10.2020	88
03-115-250-200	ab 01.10.2020	88
03-115-250-500	0009083608	88
03-115-100-050	0009083609	88

Tabelle zur Berechnung des Türgewichts

Door weight caculation table

Spanplatte

Chipboard

[mm]	[kg/m²]
8	5,8
16	11,5
19	13,7
35	21,0
40	24,0

MDF

MDF

[mm]	[kg/m²]
8	4,8
16	9.6
19	11,4
35	21,0
40	24,0

Glas

Glass

[mm]	[kg/m²]
4	10,0
5	12,5
6	15,0
8	20,0
10	25,0

The content of this page is for reference only.

Meesenburg
est. 1758

120.000 Produkte
online bestellen & liefern lassen

Seit 260 Jahren
maßgeschneiderter Service

Über 30 x in Deutschland, in 10 Ländern weltweit
und 24 Stunden/7 Tage die Woche online
mit unserem Meesenburg Marktplatz.

QUALITÄT Meesenburg SEIT 1758

JETZT BESTELLEN
meesenburg.shop